

Bioactive metabolites from macrofungi: ethnopharmacology, biological activities and chemistry

Dilani D. De Silva · Sylvie Rapior · Enge Sudarman ·
Marc Stadler · Jianchu Xu · S. Aisyah Alias ·
Kevin D. Hyde

Received: 2 August 2013 / Accepted: 20 September 2013 / Published online: 6 November 2013
© Mushroom Research Foundation 2013

Abstract Exploration of natural sources for novel bioactive compounds has been an emerging field of medicine over the past decades, providing drugs or lead compounds of considerable therapeutic potential. This research has provided exciting evidence on the isolation of microbe-derived metabolites having prospective biological activities. Mushrooms have been valued as traditional sources of natural bioactive

compounds for many centuries and have been targeted as promising therapeutic agents. Many novel biologically active compounds have been reported as a result of research on medicinal mushrooms. In this review, we compile the information on bioactive structure-elucidated metabolites from macrofungi discovered over the last decade and highlight their unique chemical diversity and potential benefits to novel drug discovery. The main emphasis is on their anti-Alzheimer, anti-diabetic, anti-malarial, anti-microbial, anti-oxidant, anti-tumor, anti-viral and hypocholesterolemic activities which are important medicinal targets in terms of drug discovery today. Moreover, the reader's attention is brought to focus on mushroom products and food supplements available in the market with claimed biological activities and potential human health benefits.

D. D. De Silva · J. Xu (✉) · K. D. Hyde (✉)
Key Laboratory for Plant Biodiversity and Biogeography of East Asia (KLPB), Kunming Institute of Botany, Chinese Academy of Sciences, Kunming 650201, Yunnan, China
e-mail: j.c.xu@cgiar.org
e-mail: kdhyde3@gmail.com

D. D. De Silva · J. Xu · K. D. Hyde
World Agroforestry Centre, East Asia Node, Beijing, China

D. D. De Silva · K. D. Hyde
Institute of Excellence in Fungal Research, Mae Fah Luang University, Chiang Rai 57100, Thailand

D. D. De Silva · K. D. Hyde
School of Science, Mae Fah Luang University, Chiang Rai 57100, Thailand

D. D. De Silva
Department of Botany, Faculty of Science, University of Peradeniya, Peradeniya 20500, Sri Lanka

S. Rapior
Laboratory of Botany, Phytochemistry and Mycology Faculty of Pharmacy, University Montpellier 1, UMR 5175 CEFE, BP 14491, 15, avenue Charles Flahault, 34093 Montpellier Cedex 5, France

E. Sudarman · M. Stadler
Department of Microbial Drugs, Helmholtz Centre for Infection Research, Braunschweig, Germany

S. Aisyah Alias
Institute of Ocean and Earth Sciences, University of Malaya, 50603 Kuala Lumpur, Malaysia

Keywords Medicinal mushrooms · Anti-oxidant · Anti-tumor · Anti-HIV · Anti-microbial · Anti-viral · Hypocholesterolemic · Anti-diabetic · Anti-Alzheimer · Anti-malarial · Food supplements

Introduction

Exploration of natural sources for novel bioactive agents may provide leads or solutions for drug discovery and development (Newman and Cragg 2007; Lindequist et al. 2010; Liu et al. 2010b; Pan et al. 2010; Xu et al. 2010; Aly et al. 2011; Debbab et al. 2011, 2012). As the second most diverse group of organisms, it has been postulated that fungal diversity (up to 3 to 5 million species) exceeds that of terrestrial plants by an order of magnitude (Blackwell 2011; Dai 2010). Only a fraction of all fungal species have been described so far (about 100,000) and an even smaller number explored for the production of pharmacologically important metabolites. Yet, some of the most successful drugs and agrochemical fungicides on the market

have been developed from fungal secondary metabolites. Those include antibiotics (penicillins, cephalosporins and fusidic acid), anti-fungal agents (griseofulvin, strobilurins and echinocandins) and cholesterol-lowering agents such as statin derivatives (mevinolin, lovastatin and simvastatin), and immunosuppressive drugs (cyclosporin) (Liu 2002; Li and Vederas 2009; Smith and Ryan 2009; Aly et al. 2011; Hansen et al. 2012; Kozlovskii et al. 2013). Even some potent mycotoxins such as the ergot alkaloids have yielded drugs to treat neurological disorders, such as migraine and mental decline in the elderly, after optimisation by medicinal chemistry (Rosen 1975; Hyde 2001; Liu 2002; Li and Vederas 2009; Zhong and Xiao 2009; Aly et al. 2011; Mulac et al. 2012; Young 2013).

Mushroom forming fungi (phylum Basidiomycota and some Ascomycota) traditionally believed as remedies of many diseases (Sullivan et al. 2006; Petrova et al. 2008, 2009; Aly et al. 2011; de Silva et al. 2012a, b) are known to be prolific producers of bioactive metabolites (Abraham 2001; Kawagishi 2010; Wasser 2011). Particularly in Asia, a variety of mushrooms have been used for centuries as popular medicines to prevent or treat different diseases (Ying et al. 1987; Francia et al. 1999, 2007; Rapior et al. 2000; Lindequist et al. 2005; Poucheret et al. 2006; Ferreira et al. 2010; Aly et al. 2010; Jakopovich 2011; Xu et al. 2011; Wasser 2011; de Silva et al. 2012a, b).

Less intensively investigated organisms such as the macrofungi seem greatly promising in terms of compounds with potential biological activities. In recent decades, interesting compounds of different biogenetic origins have been isolated from Basidiomycota and were found to have antibacterial, antifungal, phytotoxic, cytostatic, antiviral, and other pharmacological activities (Francia et al. 1999, 2007; Rapior et al. 2000; Bao et al. 2001; Keller et al. 2002; Petrova et al. 2005; Poucheret et al. 2006; Zhang et al. 2007; Jeong et al. 2011; de Silva et al. 2012a, b). The aim of this review is to survey the novel bioactive metabolites from mushrooms discovered mainly through the past 10 years and highlights their reported bioactivities and unique chemical diversity, giving potential benefits to novel drug discovery. The reader's attention is also brought to focus on mushroom products and functional food supplements available in market with claimed biological activities and potential benefits on human health.

Medicinally important bioactive metabolites

Medicinal mushrooms have shown therapeutic benefits, primarily because they contain a number of biologically active compounds (Bao et al. 2001; Petrova et al. 2005; Chen and Seviour 2007; Zhang et al. 2007; Lee and Hong 2011).

These includes mainly high molecular weight compounds such as polysaccharides, proteins and lipids as well as a

variety of complex low molecular weight metabolites with diverse chemical compositions such as terpenoids, polyketides, alkaloids and metabolites derived from non-ribosomal peptide synthesis (NRPS) (Kidd 2000; Zaidman et al. 2005; Liu 2007; Erkel and Anke 2008; Zhong and Xiao 2009; Ferreira et al. 2010; Lau et al. 2012; Wiemann et al. 2012; Gallo et al. 2013). Although this review mainly focuses on low molecular weight bioactive metabolites, there are many novel high molecular weight compounds which have promising bioactivities. In particular, many polysaccharides (β -glucans), proteins and protein–polysaccharide complexes have been extensively studied for their effective immunostimulatory and other bioactivities (Dai et al. 2012; Li et al. 2012; Maity et al. 2012; Ren et al. 2012; Silva et al. 2012; Wiater et al. 2012; Xu et al. 2012a, b; Yue et al. 2012; Synytsya and Novák 2013).

Low molecular weight metabolites that are not involved in the central metabolic processes of the fungi (the generation of energy and the formation of the building blocks of proteins, nucleic acids, and cell membranes) are known secondary metabolites (Abraham 2001; Petrova et al. 2008; Schöffler and Anke 2009; Kozlovskii et al. 2013). These arise as intermediates of primary metabolism, but they can be classified according to five main metabolic sources. These are (a) amino acid-derived pathways, including NRPS (b) the shikimic acid pathway, giving rise to aromatic compounds, which arise from similar biosyntheses as the aromatic amino acids (c) the acetate–malonate pathway, leading to so-called olyacetylenes or polyketides (d) the mevalonic acid pathway, resulting in the biosynthesis of terpenoids and (e) the polysaccharides and peptidopolysaccharides pathways (Isaac 1997; Zaidman et al. 2005; Erkel and Anke 2008; Lung and Hsieh 2011; Silva et al. 2012). Whereas polyketides and terpenoids have most often been reported from Basidiomycota, Ascomycota frequently also produce polyketides, but the NRPS-derived metabolites are predominant over the terpenoids. Notably, several compounds in Ascomycota are biosynthesised by mixed polyketide–NRPS-derived molecules (Brakhage 2013; Wiemann et al. 2012; Gallo et al. 2013), while mixed terpenoid/polyketides may occur in Basidiomycota such as *Armillaria* (Engels et al. 2011).

Fungal metabolism is also widely used as a method of bioconversion of pharmacologically important metabolites which do not have a fungal origin (Rozman and Komel 1991; Kollerov et al. 2010; Mabinya et al. 2010). Particularly, enzymes from mushrooms are commercially developed for bioconversion of natural metabolites into bioactive products (Asada et al. 2011; Ntougias et al. 2012; Trincone et al. 2012). Several studies have tested for the possibility of producing optimised derivatives of plant-derived pharmaceutical components by fungal fermentation (Kumaran et al. 2008; Yang et al. 2010).

Today, the majority of commercial mushroom products are taken from the fruit bodies collected in the wild or grown

commercially. The field collection often results in unpredictable metabolite profiles, rendering the standardisation of the resulting extract preparations very difficult. Moreover, field collection of large quantities of wild mushrooms is season-dependent, not ecologically sustainable, and may turn into a time-consuming and labor-intensive process as the respective species are becoming harder to find (Yang et al. 2012). The commercial production of fruiting bodies can also sometimes present problems with respect to standardisation of resulting extracts as the optimal conditions to attain reproducible metabolite profiles from the fruit bodies has not yet been fully understood.

Therefore, submerged cultivation of edible and medicinal mushrooms has received increasing attention around the world and is viewed as a promising alternative for efficient production of biomass and valuable metabolites for some mushroom species. The main advantages with cultivation is the faster production of both mycelial biomass and high value-added metabolites, in a shorter period within reducing space and less chance of contamination (Tang et al. 2007; Papaspyridi et al. 2011, 2012; Liu et al. 2012b; Nguyen et al. 2012). Optimization of culture medium composition and the physiological conditions of fungal growth provides a high yield of biomass and large amounts of specific substances of constant composition (Sánchez 2004; Jasinghe et al. 2007; Zheng et al. 2010; Ding et al. 2012; Nguyen et al. 2012; Lam et al. 2012). Optimization of fermentation of basidiomycetes in submerged culture for biotechnological production of bioactive compounds can be accomplished by employing innovative technologies such as bioreactor conversion, and statistical analysis ensures for the maximum biomass production (Lung and Hsieh 2011; Papaspyridi et al. 2011, 2012). Methods based on design of experiments (DOE), for example, the central composite rotatable design (CCRD) have been used to improve the simultaneous production of mycelial biomass and polysaccharides by submerged cultures (Malinowska et al. 2009). The submerged fermentation of the mycelium was advertised to be a promising alternative for production of various bioactive compounds on an industrial scale (Enman et al. 2012; He et al. 2012; Hamed et al. 2012). However, it cannot be taken for granted that all bioactive metabolites that can readily be obtained from fruit bodies are also produced in the corresponding cultures of the same species or strain. Therefore, we have always emphasized whether the compounds listed in the current review were obtained from the sporocarps or the cultured mycelia.

Anti-oxidant activity

All aerobic life forms existing on earth are associated with oxidation processes, which is vital for their survival. Metabolic oxygen consumption is involved in the biochemical process of cellular respiration that allows energy production. Reactive

oxygen species (ROS) derived from oxygen are highly reactive molecules that damage living matter and organisms by oxidation (Davies 2000; Nagy 2001; Halliwell 2006; Valko et al. 2007). Paradoxically, this vital mechanism may also lead to cell and tissue damages causing aging process through production of free radicals and various reactive oxygen species (Turkoglu et al. 2007; Thetsrimuang et al. 2011). These radicals get stabilized by reacting with structural and functional cell components including cellular lipids, proteins and DNA, affecting normal function and leading to various detrimental effects in the long term. These cellular and tissue impairments are recognized as one of the major underlying mechanistic bases of aging and development of pathologies such as diabetes, cardiovascular diseases, neurodegenerative diseases, Alzheimer's disease and cancers (Petersen et al. 2005; Waris and Ahsan 2006; Pham-Huy et al. 2008; Alfadda and Sallam 2012). Therefore the section on anti-oxidative activity of molecules is extremely important, because of the significant implications of oxidative processes, which are the major reason for the development of most other pathological diseases (Lynch et al. 2000; Kregel and Zhang 2007). On the other hand, ROS generation induced by phenols appears to play a key role in the innate immune defense system and its sequential effects, such as tumor cell apoptosis (Wei et al. 2008). Collectively, ROS exert a multitude of biological effects on the whole body energetic, metabolism, state of health and disease and even lifespan.

An antioxidant is a molecule capable of inhibiting the oxidation of other molecules. Antioxidants terminate the oxidation chain reactions by removing free radical intermediates, and inhibit other oxidation reactions (Mattill 1947; Sies 1997; Benzie 2003; Halliwell 2012). Recent research on favorable therapeutic effects of natural antioxidants to control certain diseases and to delay aging processes in general, has raised great interest in the pharmaceutical and food industry (Fang et al. 2002; Devasagayam et al. 2004; Valko et al. 2006, 2007; Pandey and Rizvi 2009; Krishnaiah et al. 2010).

The antioxidant properties of wild mushrooms, in particular, have been extensively studied (Song and Yen 2002). For instance, a study carried out with several wild mushroom species revealed very high phenolic concentrations (388 mg GAE/g extract) in basidiocarps of *Fomitopsis pinicola*, along with powerful antioxidant properties, mainly with reducing power (EC₅₀ value 60 µg/mL similar to the standard Trolox®) (Reis et al. 2011). Another study tested the anti-oxidant activities of methanol extracts of 16 mushroom species by 1,1-diphenyl-2-picrylhydrazyl (DPPH) free radical scavenging method (Akata et al. 2012). Among them, *Pleurotus ostreatus* showed the most potent free radical scavenging activity (96.16 %) at 2.72 mg/mL of extract concentration (Akata et al. 2012).

Numerous wild mushroom species were reported to have antioxidant activity, which was mainly related to their

phenolic content, tocopherols, ascorbic acid, and carotenoids, which could be extracted for the purpose of being used as functional ingredients against chronic diseases related to oxidative stress (Ferreira et al. 2009; Oboh and Shodehinde 2009; Huang et al. 2010b; Heleno et al. 2011; Mohsin et al. 2011). The reported compound classes found in these mushrooms were mainly phenolic acids and flavonoids. Notably, these studies rarely used state-of the art of analytical chemistry including analytical and preparative HPLC, high resolution mass spectrometry and NMR spectroscopy. Therefore, the results, e.g. on the occurrence of plant polyphenols in mushrooms must be regarded with caution. For instance, it cannot be excluded that e.g., flavonoid-containing substrates of plant origin, such as cotton seed meal and soybean flour, which are sometimes used in fermentations, are the true sources of the respective metabolites. Other phenolic compounds such as the styryl pyrones treated in detail further below, however, have been isolated to purity and identified by state of the art methods of analytical chemistry from both the sporocarps and the mycelia of various basidiomycete species and are definitely genuine fungal secondary metabolites that even possess chemotaxonomic significance.

Phenolics are aromatic hydroxylated compounds, possessing one or more aromatic rings with one or more hydroxyl groups. The overall effectiveness of a natural phenolic antioxidant depends on the involvement of the phenolic hydrogen in radical reactions, the stability of the natural antioxidant radical formed during radical reactions, and the chemical substitutions present on the structure (Ferreira et al. 2009; Robaszkiewicz et al. 2010). Natural phenolic compounds of many fungi accumulate as end-products from the shikimate-chorismate pathway and can range from relatively simple molecules (phenolic acids, phenylpropanoids (Tsao 2010) to highly polymerized compounds (melanins, tannins) (Ayodele and Okhuoya 2009; Li et al. 2012). Moreover, aromatic products which have developed through shikimate metabolism may be further elaborated to pigments (Gill and Steglich 1987). The initial steps in the biogenesis of these pigments are the well known reactions of primary metabolism which lead from shikimate to chorismate and hence to four precursor groups including arylpyruvic acids, aromatic amino acids (e.g. phenylalanine and tyrosine), hydroxycinnamic acids and *p*-hydroxybenzoic acid (Gill and Steglich 1987; Zhou and Liu 2010; Pazarlioglu et al. 2011; Velišek and Čejpek 2011).

Many research groups have begun identification of active low-molecular weight compounds in medicinal mushrooms, with a focus on the yellow polyphenol pigments which are referred as styrylpyrones. Interestingly, a representative group of medicinal fungi, mainly belonging to the *Hymenochaetaceae*, including *Phellinus* and *Inonotus* species, were shown to produce a large and diverse range of styrylpyrone-type polyphenol pigments. Styrylpyrones are also common in the genera *Pholiota* and *Hypoholoma*, where they constitute bitter principles of

inedible mushrooms. Styrylpyrone pigments in mushrooms have various biological activities, including anti-oxidative, anti-tumor, anti-proliferative, anti-diabetic and anti-viral effects important in pharmaceutical applications (Lee et al. 2008a; Lee and Yun 2011; Ayala-Zavala et al. 2012).

Phelligrins are interesting styrylpyrone derivatives from *Inonotus* and *Phellinus* species. Phelligrins C-F showed in vitro selective cytotoxicity against a human lung cancer cell line and a liver cancer cell line. In particular phelligrins C (**1a**) and D showed potent anti-proliferative activities against A549 and Bel7402 with IC₅₀ values in the range of 100 nM (Mo et al. 2004). The highly oxygenated phelligrins D, E and G also exhibited significant free radical scavenging activity (Lee et al. 2007b; Lee and Yun 2007), and phelligrin G showed anti-oxidant activity inhibiting rat liver microsomal lipid peroxidation (Wang et al. 2005). The phelligrins H, I, J (**1b,1c,1d**) were isolated from the ethanolic extract of *P. igniarius* showed antioxidative and cytotoxic effects (Wang et al. 2007b; Lu et al. 2009; Huang et al. 2010a, b) (Fig. 1).

The free radical scavengers, inoscavins A-E (Wang et al. 2005; Jung et al. 2008), and methylinoscavins A-D (Lee et al. 2007a, b, c; Jung et al. 2008) were isolated from the fruiting bodies of *I. xeranticus*. Apart from these, interfungins A-C (Lee et al. 2006, 2007c), phelligrins D, F, davallialactone and methyl-davallialactone (Mo et al. 2004; Lee et al. 2006, 2008a, b; Lee and Yun 2006) were also detected in the fungal extract.

A co-culture of *I. obliquus* with *P. punctatus* led to the development of a cost-effective strategy for upregulating biosynthesis of bioactive metabolites with potent anti-tumor and anti-proliferative effects on HeLa 229 cells (Zheng et al. 2011). Increased production and changes in metabolic profiles with metabolites, including phelligrin C (**1a**), phelligrin H (**1b**), methylinoscavin A (**2**), inoscavin B (**3**), inoscavin C (**4**), davallialactone (**5**), methyl-davallialactone (**6**), provide an interesting prospect for future on novel bioactive compound discovery from dual cultures of different mushrooms (Zheng et al. 2011). In addition, davallialactone isolated from *Inonotus xeranticus* was found to have potential in the treatment of Diabetes mellitus or age-related disease complications. It is found this can reduce the premature senescence and inflammation on glucose oxidative stress through down-regulation of senescence-associated β -galactosidase (SA β -gal) (Lee et al. 2008b; Yang et al. 2013) (Fig. 1).

An investigation of the methanolic sporocarp extract of *Inonotus obliquus* for free radical scavengers resulted in the identification of several styrylpyrones, including inonoblins A, B (**7**), and C and the above mentioned phelligrins D, E, and G. These compounds exhibited significant scavenging activity against the ABTS (2,2'-azino-bis(3-ethylbenzothiazoline-6-sulphonic acid)) radical cation and DPPH (2,2-diphenyl-1-picrylhydrazyl) radical, and showed moderate activity against the superoxide radical anion (Lee et al. 2007b).

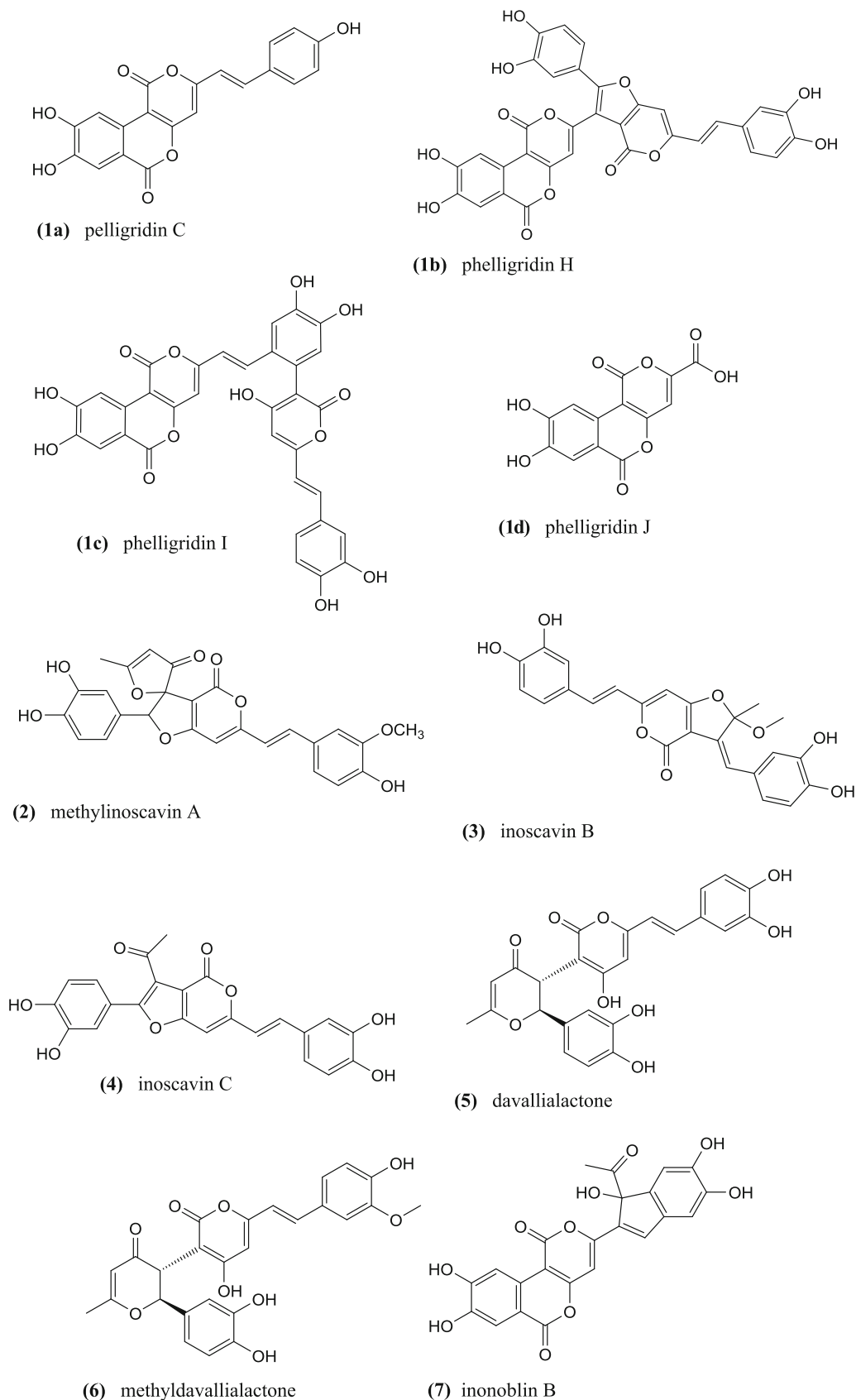


Fig. 1 Chemical structures of selected styrylpyrone derivatives from *Hymenochaetaceae* (genera *Phellinus* and *Inonotus*). The methyl derivatives may constitute artefacts

Three new polyketide-type antioxidative compounds, cyathusals A (**8**), B (**9**), and C (**10**), and the known pulvinatal (**11**) were obtained from cultures of the coprophilous mushroom *Cyathus stercoreus* (Kang et al. 2007). These compounds are also polyphenols, despite not being derived from the shikimate pathway (Fig. 2).

Anti-tumor activity

Tumor is a generic term for malignant neoplasms, an abnormal mass of tissue which results due to the autonomous (abnormal proliferation) growth of cells (Nowell 1986; Franks 1997; Ruddon 2007; Anand et al. 2008; Place et al. 2011). Essentially, this term circumscribes several types of diseases that may occur in different parts or organs of the human body (NCI 2011). A compound that is capable of counteracting or preventing the formation of malignant tumors is called anti-tumor agent. Biologically active metabolites found in medicinal mushrooms may provide anti-cancer action with a minimum of side effects. Many recent studies found that bioactive metabolites isolated from mushrooms provide favorable effects in controlling and preventing development of tumors (de Silva et al. 2012a; Petrova 2012; Xu et al. 2012b).

Although it has been reviewed previously, as this is one of the major chronic disease affects millions worldwide, the section on anti-tumor effect is extremely important (Jemal et al. 2009; CDC 2011; de Silva et al. 2012a). Table 1 recapitulates the bioactive compounds with potent anti-tumor activities detected in various mushrooms.

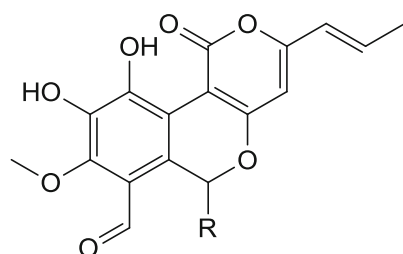
Triterpenes isolated from *Ganoderma* species have been identified as a potent anti-cancer agents (Paterson 2006; Cheng et al. 2010; de Silva et al. 2012a; Wu et al. 2012). Triterpenoids such as ganoderic acids, lucidimols,

ganodermanondiol, ganoderiol F and ganodermanontriol have been demonstrated to exert cytotoxic effects on various cancer cells (Chen and Chen 2003; Sliva 2003; Chang et al. 2006; Tang et al. 2006a; Weng and Yen 2010; Chin et al. 2011).

Those cytotoxic triterpenoids have been reported to inhibit human cervical cancer cells, and were also considered as an alternative dietary approach for the prevention of colitis associated cancer (Cheng et al. 2010; Xu et al. 2010). Triterpene-enriched extracts from *Ganoderma lucidum* inhibit the growth of hepatoma cells via suppressing protein kinase C, activating mitogen-activated protein kinases (Lin et al. 2003). Ganoderic acid T (**12**) (Fig. 3) also induces apoptosis of metastatic lung tumor cells through an intrinsic pathway related to mitochondrial dysfunction (Tang et al. 2006b). Recently, semisynthetic modification of ganoderic acid T resulted in more effective anticancer agents (Liu et al. 2012c). Cytotoxicity of a ganoderic acid fraction called GA-Me has been tested on human colon cancer cells (Chen et al. 2008). The activation of the intrinsic mitochondria-dependent apoptotic pathway was identified and the data suggest that GA-Me is a potent natural apoptosis inducing agent for human colon tumors (Zhou et al. 2011).

Another triterpenoid isolated from *G. lucidum* (Fig. 3), ganoderic acid DM (**13** ADM) effectively inhibited cell proliferation and colony formation in MCF-7 human breast cancer cells. It exerted its anti-proliferative effect by inducing cell cycle (G1) arrest and apoptosis in MCF7 cells (Liu et al. 2012d; Wu et al. 2012). In addition, lucidenic acids A, B, C, and N (**14–17**) have been isolated from fruiting bodies of a new strain of *G. lucidum* (YK-02), whose extracts showed anti-invasive effects on hepatoma cells, owing to extraordinary high level of lucidenic acids (Weng et al. 2007). Moreover, a new ganoderic acid named 3 α , 22 β -diacetoxy-7 α -hydroxy-5 α -lanosta-8,24 E -dien-26-oic acid (**18**) isolated from *G. lucidum* mycelia with considerable cytotoxic activity (Li et al. 2013). Recent research on *Ganoderma* has focused on the altered form of *G. lucidum* (*G. lucidum* AF) which have stronger pharmacological effects. Investigations showed that *G. lucidum* AF contains a higher amount of triterpenes than normal *G. lucidum* giving potent immunomodulatory and anti-tumor effects (Nonaka et al. 2008; Watanabe et al. 2011).

Lanostane-type triterpenoids, steroids and a benzene derivative were also isolated from ethyl acetate crude extract of *G. zonatum* (Kinge and Mih 2011). Among those, the novel highly oxygenated lanostane triterpenoid, ganoderic acid Y (**19**) showed moderate cytotoxicity against two human tumor cell lines, SMMC-7721 (liver cancer) and A549 (lung cancer)



- (**8**) cyathusal A R = H
 (**9**) cyathusal B R = OH
 (**10**) cyathusal C R = OCH(CH₃)₂
 (**11**) pulvinatal R = OCH₃

Fig. 2 Antioxidant polyketides from cultures of *Cyathus stercoreus*

Table 1 Bioactive compounds with potent anti-tumor activities detected in mushrooms

Mushroom type	Bioactive compound	Biological activity	Reference
<i>Coprinellus radians</i> (<i>Coprinus radians</i>)	Guanacastane-type diterpenoids	Antitumor activity	Ou et al. 2012
<i>Fomitopsis nigra</i>	Fomitocide-K	Induce apoptosis via ROS-dependent mitochondrial dysfunction	Bhattarai et al. 2012; Lee et al. 2012
<i>Ganoderma lucidum</i>	Ganoderic acid Me (ganoderic derivative)	Anti-metastatic effect, reduce tumor invasion	Chen et al. 2008
	Ganoderic acids A, F and H	Inhibition of 1. expression of CDK4 2. secretion of uPA 3. adhesion, migration and invasion	Jiang et al. 2008
	Ganoderic acid DM	Anti-proliferative effect	Wu et al. 2012
	Lucidenic acids A, B, C, and N	Inhibition of 1. PMA-induced MMP-9 activity 2. invasion	Weng et al. 2007
	Ganoderic acid T, Ganoderic acid F	Antimetastatic effect	Xu et al. 2010; Tang et al. 2006a
<i>Ganoderma lucidum</i>	11 β -Hydroxy-3,7-dioxo-5 α -lanosta-8,24(E)-dien-26-oic acid	Cytotoxic effect	Cheng et al. 2010
	4,4,14 α -Trimethyl-3,7-dioxo-5 α -chol-8-en-24-oic acid		
	12 β -Acetoxy-3,7,11,15,23-pentaoxo-5 α -lanosta-8-en-26-oic acid ethyl ester		
<i>Hexagonia speciosa</i>	Oxygenated cyclohexanoids, speciosin B	Cytotoxicity against tumor cell lines	Jiang et al. 2009, 2011a
<i>Inonotus obliquus</i>	Lanostane-type triterpenoids	Anti-tumor activities	Nakata et al. 2007; Handa et al. 2010
<i>Wolfiporia extensa</i> (<i>Poria cocos</i>)	Lanostane-type triterpene acids 25-methoxyporicic acid A	Antitumor activity	Akihisa et al. 2009

with IC₅₀ values of 33.5 and 29.9 μ M, respectively and further studies on these compounds may be useful.

Out of several lanostane-type triterpene acids isolated from the epidermis of the sclerotia of *Wolfiporia extensa* (*Poria cocos*), the new derivative 25-methoxyporicic acid A inhibited skin tumor promotion in an in vivo two-stage carcinogenesis test using 7,12-dimethylbenz[*a*]anthracene (DMBA) as an initiator and TPA (12-*O*-tetradecanoylphorbol-13-acetate) as promoters (Akihisa et al. 2009).

A recent review by Ríos et al. (2012) compiled the most relevant studies on lanostanoids studied recently, principally those isolated from *Ganoderma lucidum* and related species with potential anticancer activity.

Investigation of the fermentation products of *Coprinellus radians* (*Coprinus radians*) led to isolation of 13 new guanacastane-type diterpenoids, named radianspenes (Fig. 4) (20–24). These compounds were evaluated for antitumor activity against MDA-MB-435 cells, and radianspene C (20) showed inhibitory activity with an IC₅₀ of 0.91 μ M (Ou et al. 2012).

Biologically active metabolites isolated from *Inonotus obliquus* are claimed to provide many health benefits. Aside

from the abovementioned stryrylpyrones, a number of novel lanostane-type triterpenoids with potent anti-cancer effects have been reported from the same fungus (Zheng et al. 2010; Kim et al. 2011). The extract of this species also contains polysaccharides and was reported to possess anti-tumor activity with high potential for apoptosis induction in cancer cells (Kim et al. 2006; Song et al. 2008; Nakajima et al. 2009; Youn et al. 2009). A recent study demonstrated the in vitro anticancer activity of fraction IO4 isolated from *I. obliquus* which was attributed to decrease tumor cell proliferation, motility and induction of morphological changes (Lemieszek et al. 2011). Previous studies reported the structures of new lanostane-type triterpenoids from the sclerotia of this mushroom: inonotsuoxides A (25) and B (26) (Nakata et al. 2007), inonotsulides A, B, and C (Taji et al. 2007), inonotsutriols A, B, and C (Taji et al. 2008a), inonotsutriols D (27), and E (28) (Tanaka et al. 2011; Fig. 5), lanosta-8,23*E*-diene-3 β ,22*R*,25-triol (29), lanosta-7:9(11),23*E*-triene-3 β ,22*R*,25-triol (30) and 3 β -hydroxylanosta-8,24-dien-21-al (31) (Taji et al. 2008b), as well as the anti-tumor promoting activities of the most abundant triterpene, inotodiol (32). The latter compound

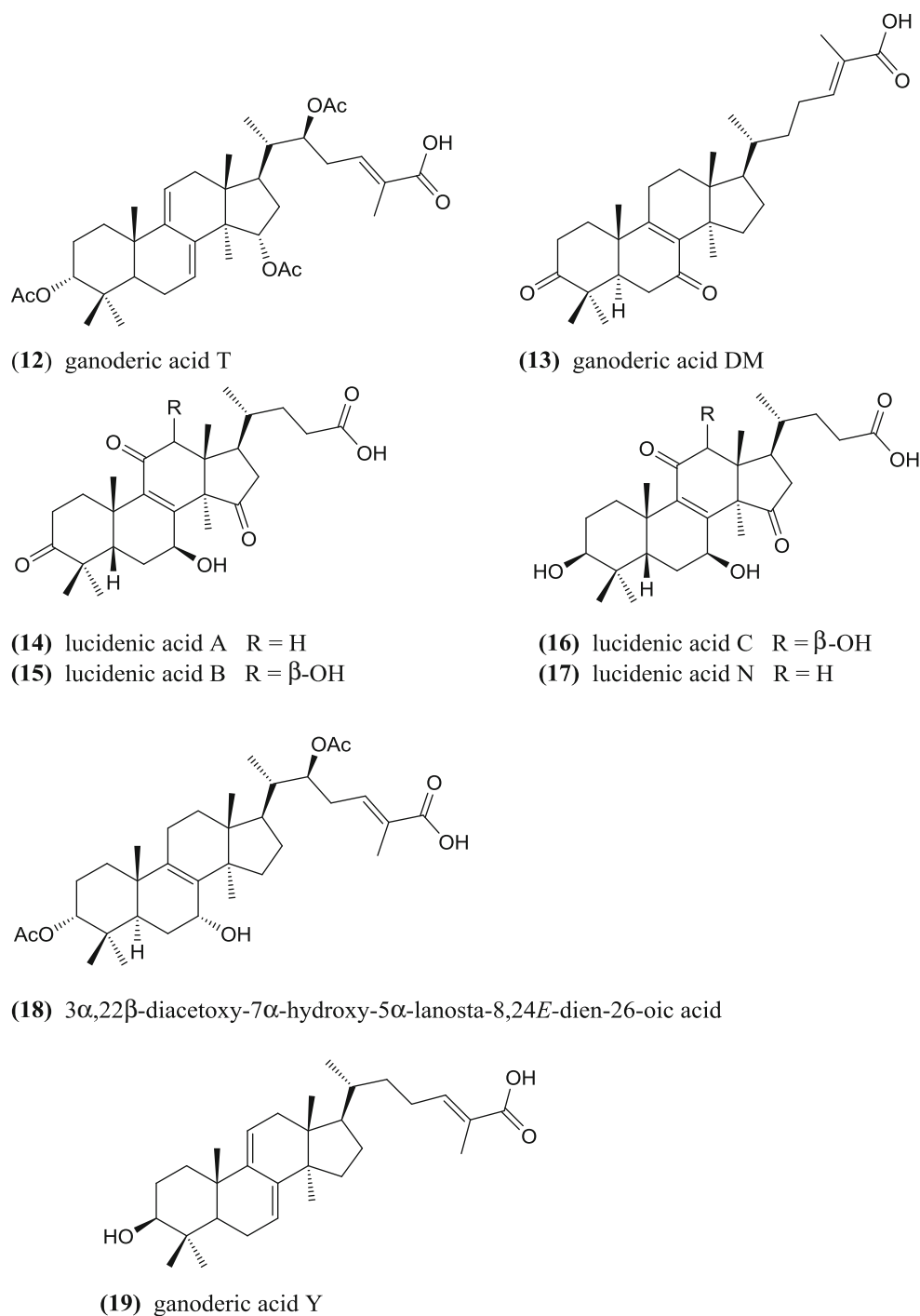


Fig. 3 Chemical structures of selected novel triterpenoids with anticancer activity from *Ganoderma lucidum*

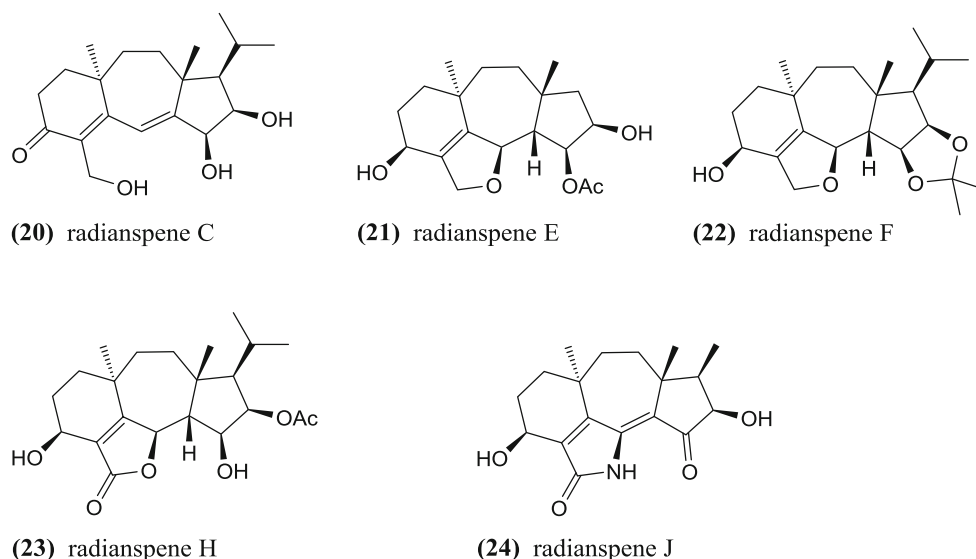
inhibited cell proliferation through caspase-3-dependent apoptosis (Nomura et al. 2008).

Sclerotia of *I. obliquus* also yielded an unusual lanostane-type triterpene and named spiroinonotsuoxodiol (**33**) and two further new lanostane-type triterpenoids, inonotsudiol A (**34**)

and inonotsuoxodiol A (**35**) with moderate cytotoxic activity. Their structures were determined by NMR spectroscopy (Handa et al. 2010).

Cordycepin (**36**) or 3'-deoxyadenosine (Fig. 6), is a derivative of the nucleoside adenosine, isolated from *Cordyceps*

Fig. 4 Chemical structures of selected radianspenes with anticancer activities from cultures of *Coprionellus radians*



sinensis and *C. militaris* with anti-cancer and anti-proliferative effects (Yoshikawa et al. 2004; Khan et al. 2010; Paterson 2008; Wong et al. 2010; Jeong et al. 2011). Numerous studies have been undertaken to understand the mechanism of action of cordycepin against cancer cells. According to Wong et al. (2010) the two main effects of cordycepin appear to be the inhibition of polyadenylation at low doses and the activation of AMP-activated kinase pathway at higher doses. A recent study stressed on activity as cordycepin sensitizes cells to TNF- α induced apoptosis via induction of particular stress signaling and consequent suppression of NF- κ B (Kadomatsu et al. 2012). Even though cordycepin analogues and derivatives seem to be weakly active, many research groups are still working on their potential bioactivities (Wong et al. 2010; Jeong et al. 2011; Lee et al. 2012).

A new sesquiterpene with a novel carbon skeleton, flammulinol A (37), new isolactarane sesquiterpene and six isolactarane-related norsesquiterpenes, flammulinolides A–G (38–44), as well as sterpuric acid, were isolated from the solid culture of *Flammulina velutipes* (Fig. 6). Several of these compounds showed moderate cytotoxicity against KB cells with IC_{50} between 3.6 and 4.7 μ M. Flammulinolide C (40) also showed cytotoxicity against HeLa cells with an IC_{50} of 3.0 μ M (Wang et al. 2012a). In addition, solid culture extracts of *F. velutipes* grown on cooked rice yielded bioactive sesquiterpenoids with weak to moderate cytotoxic activities against human cancer cell lines (Wang et al. 2012b).

A new lanostane triterpene glycoside named fomitocide-K (45) (Fig. 7) from the fruiting bodies of the polypore mushroom *Fomitopsis nigra* induced apoptosis of human oral squamous cell carcinomas (YD-10B) via the ROS-dependent mitochondrial dysfunction signaling pathway (Bhattarai et al. 2012; Lee et al. 2012).

Extracts of mycelia and fruiting bodies of *Antrodia camphorata* are potential chemotherapeutic agents against many cancer types, including leukemia, hepatic, prostate, breast, bladder, and lung cancer cells in adjuvant cancer therapy (Hsu et al. 2007; Peng et al. 2007; Lu et al. 2009; Yang et al. 2011; Yue et al. 2012). Five lanostanes (3 β ,15 α -dihydroxylanosta-7,9(11),24-triene-21-oic acid (46), dehydroeburicoic acid (47), 15 α -acetyl-dehydrosulphurenic acid (48), dehydrosulphurenic acid (49) and sulphurenic acid (50)) and three ergostane-type triterpenes (methyl zhankuic acid A (51), zhankuic acid A (52) and zhankuic acid C (53) (Fig. 7), all isolated from fruiting bodies of *A. camphorata*, exhibited in vitro cytotoxic effects against various cancer cell lines, including human breast cancer cells (Yeh et al. 2009). Antrocin (54) (Fig. 7), from the fruiting bodies of *A. camphorata* showed the strongest anti-proliferative effect against MDA-MB-231 and MCF-7 cells with an IC_{50} value of 0.6 μ M (Rao et al. 2011). 4,7-dimethoxy-5-methyl-1,3-benzodioxole (55) (Fig. 7) isolated from the fruiting bodies of *A. camphorata* showed potent in vivo antitumor effects through activation of the p53-mediated p27/Kip1 signaling pathway (Tu et al. 2012). Moreover, antroquinonol, a ubiquinone derivative, induced a concentration-dependent inhibition of cell proliferation in pancreatic cancer PANC-1 and AsPC-1 cells through an inhibitory effect on PI3-kinase/Akt/mTOR pathways that down-regulate cell cycle regulators (Yu et al. 2012).

Investigations of the mushroom *Hexagonia speciosa* (Polyporaceae), which is widely distributed in the tropical and subtropical regions of China (Zhao 1998) have resulted in the discovery of a series of oxygenated cyclohexanoids (Fig. 8) (Jiang et al. 2009; Fig. 8). The cyclohexanoids,

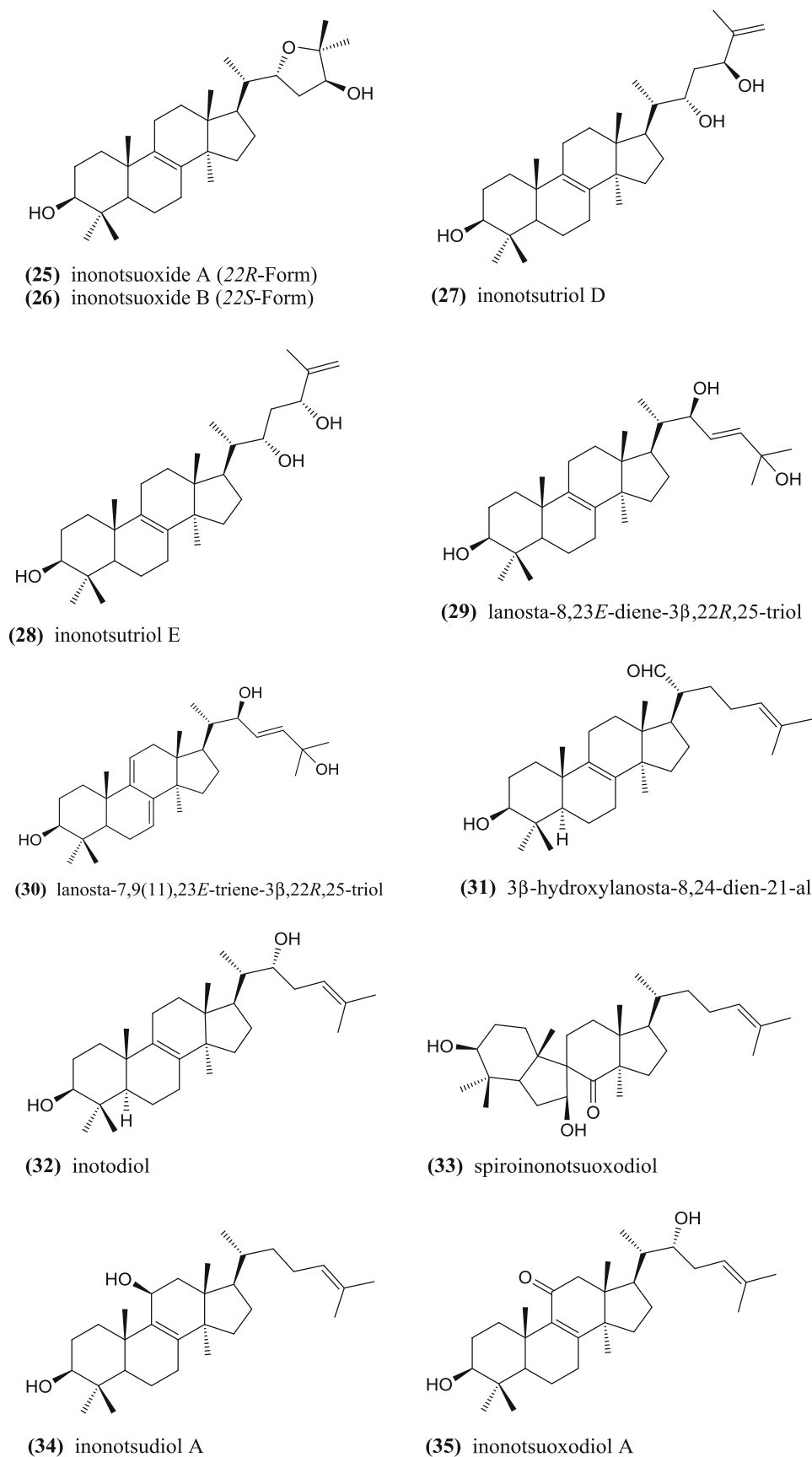
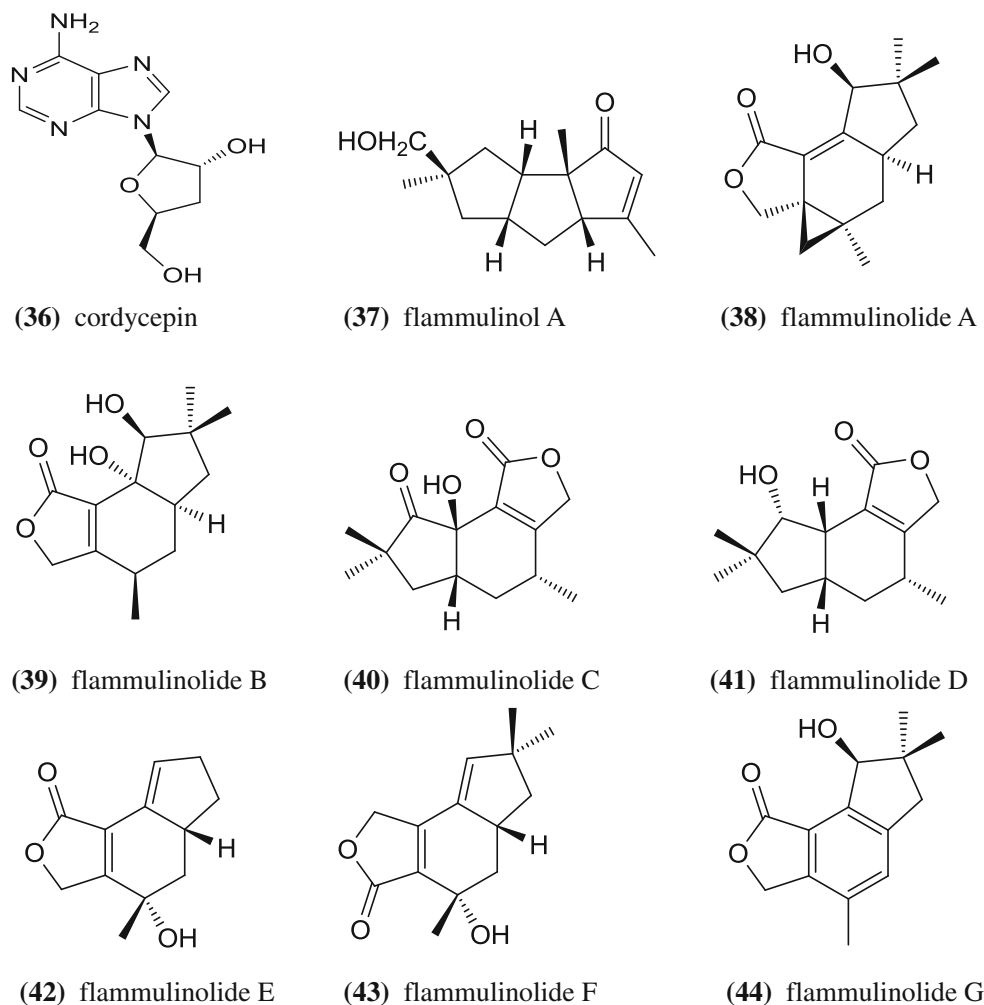


Fig. 5 Chemical structures of triterpenoids with anticancer activities from *Inonotus* species

Fig. 6 Chemical structures of cordycepin (**36**), and cytotoxic terpenoids (**37–44**) from *Flammulina velutipes*



speciosins L–T (**57–65**), as well as the 5*H*-furan-2-one metabolite, 5'-O-acetylporpinone A (**66**) were obtained together with the known speciosins A, B, D, E, F, I and K (**67–73**) and aporpinone A (**74**) from scale-up cultures of the fungus. Among these compounds, speciosin B (**68**) showed significant cytotoxicity against several tumor cell lines with IC₅₀ values in the range of 0.23–3.30 μ M (Jiang et al. 2009, 2011a).

Arnamial (**75**), a new Delta(2,4)-protoilludane everminate ester (Fig. 9) from cultures of the fungus *Armillaria mellea*, showed cytotoxicity against Jurkat T cells, MCF-7 breast adenocarcinoma, CCRF-CEM lymphoblastic leukemia, and HCT-116 colorectal carcinoma cells at IC₅₀=3.9, 15.4, 8.9, and 10.7 μ M, respectively (Misiek et al. 2009; Misiek and Hoffmeister 2012).

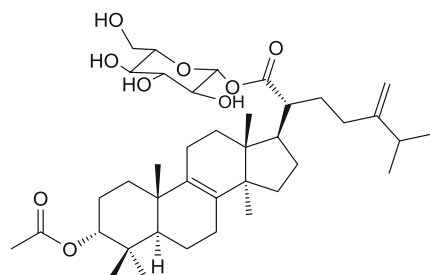
Irofulven (**56**) (Fig. 7), also known as 6-hydroxymethylacylfulvene and MGI-114, is a promising semi-synthetic anti-cancer agent derived from illudin-S, a sesquiterpenoid originally isolated from cultures of the mushroom *Omphalotus illudens* with improved

therapeutic potential (McMorris et al. 1996; McMorris 1999; Schobert et al. 2011).

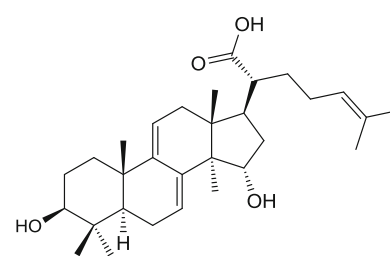
Irofulven acts as potent inhibitor of DNA synthesis and induces apoptosis in the nanomolar range (Woynarowski et al. 1997; Kelner et al. 2008). However, its cytotoxicity seems to be more specifically directed against malignant cells and the redox homeostasis that is maintained protects normal cells from the effects of irofulven (Leggas et al. 2002; Raymond et al. 2004). The exact mechanism of action of this compound is still under investigation (Gregerson et al. 2003; Wiltshire et al. 2007). However, an enhanced anti-tumor activity of irofulven was observed in combination with other anti-cancer agents (Poindessous et al. 2003; Serova et al. 2006; Kelner et al. 2008), other anti-angiogenic or chemotherapeutic drugs (Alexandre et al. 2004; Woo et al. 2005; Hilgers et al. 2006; Dings et al. 2008).

Irofulven produced different results in phase I and II trials of human cancer cell lines, including advanced melanoma (Pierson et al. 2002), advanced renal cell carcinoma (Alexandre et al. 2007) and pretreated ovarian carcinoma

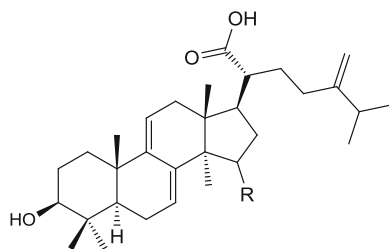
Fig. 7 Chemical structures of triterpenoids and other compounds with anticancer activity from *Fomitopsis nigra* (**45**), *Antrodia camphorata* (**46–55**), and of the investigational drug, irofulven (**56**), which is inspired from the illudin sesquiterpenoids, derived from *Omphalotus* spp.



(**45**) fomitoid-K



(**46**) 3β,15α-dihydroxy lanosta-7,9(11),24-trien-21-oic acid



(**47**) dehydroeburicoic acid

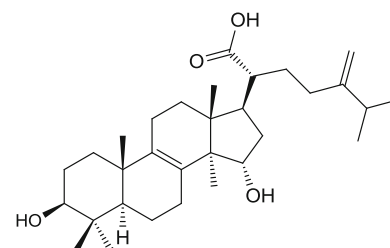
(**48**) 15α-acetyl-dehydrosulphurenic acid

(**49**) dehydrosulphurenic acid

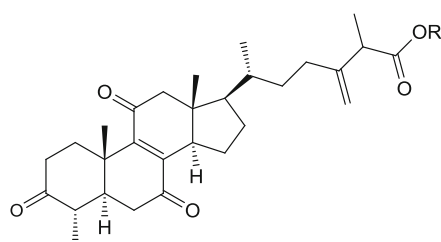
R = H

R = α-OAc

R = α-OH

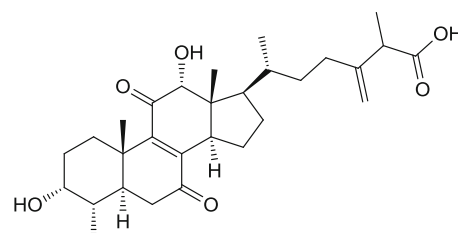


(**50**) sulphurenic acid

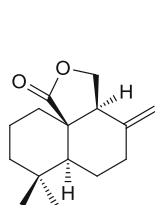


(**51**) methyl antcinat B R = CH₃

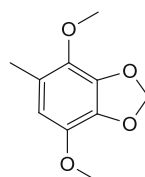
(**52**) zhankuic acid A R = H



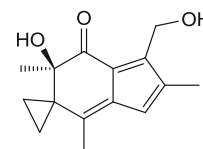
(**53**) zhankuic acid C



(**54**) antrocin



(**55**) 4,7-dimethoxy-5-methyl-1,3-benzodioxole



(**56**) irofulven

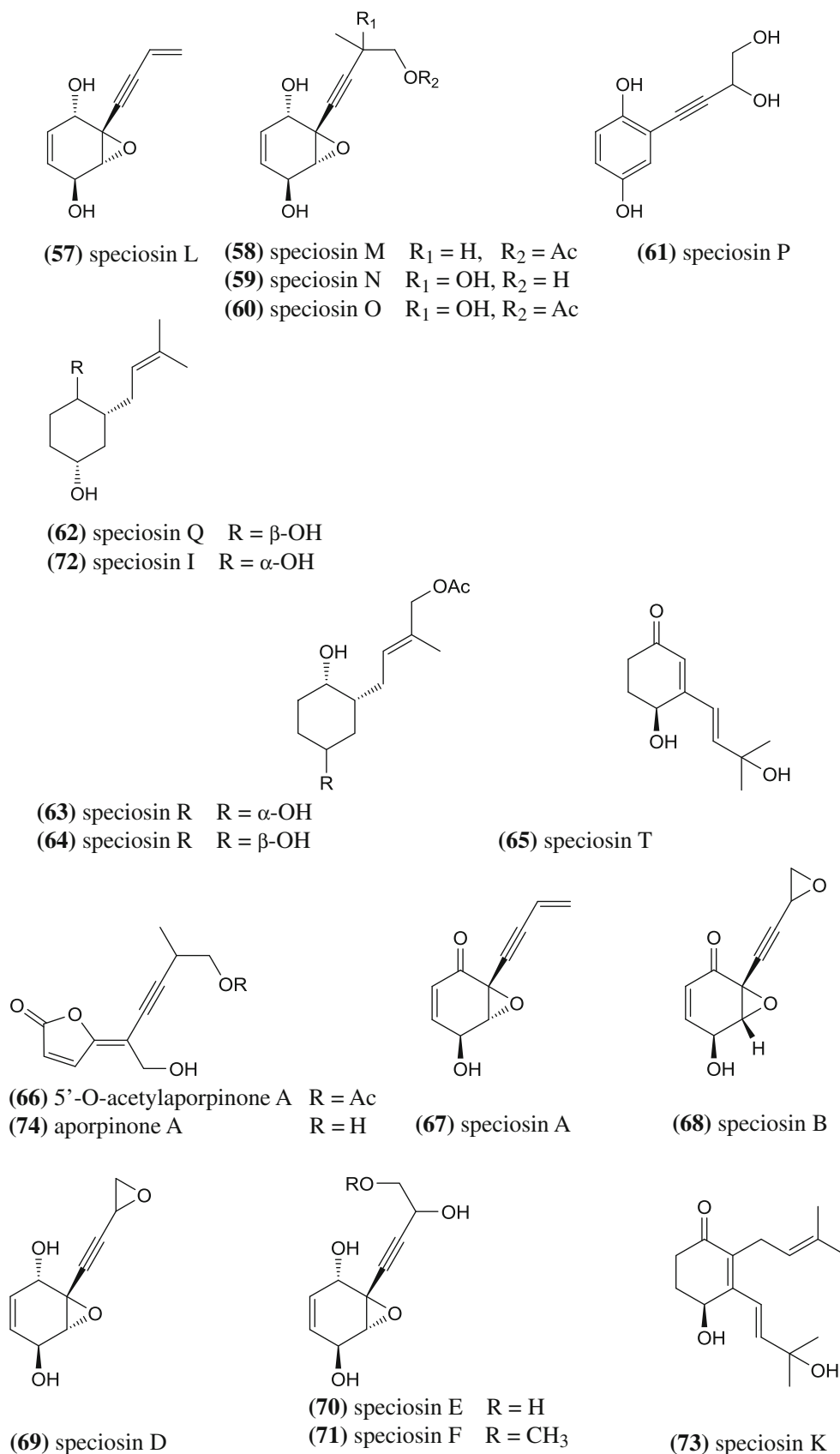
(Seiden et al. 2006; Schilder et al. 2010). In addition to these investigations, another class of semisynthetic analogs of the natural product illudin S, acylfulvenes (AFs) serve as a useful tool for evaluating protein and nucleic interactions, and considerable cytotoxic activities (Pietsch et al. 2011).

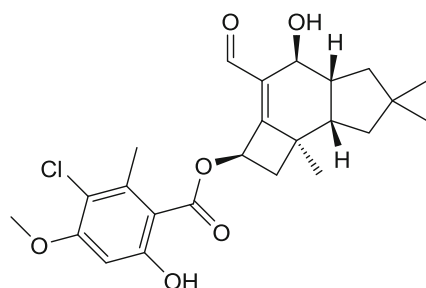
Most recent research on the analysis concerning the draft genome sequence of *O. olearius* revealed a diverse network of sesquiterpene synthases and two metabolic gene clusters associated with illudin biosynthesis. Genomic methods may

soon substantially facilitate discovery and biosynthetic production of unique pharmaceutically relevant bioactive compounds from Basidiomycota (Wawrzyn et al. 2012a).

Anti-viral activity

Despite the advances in modern medicine, human viral infections continue to kill millions throughout the world (Merican

Fig. 8 Bioactive polyketides from *Hexagonia speciosa*



(75) arnamial

Fig. 9 Chemical structure of arnamial

et al. 2000; Kuiken et al. 2003; Shepard et al. 2005). A major difficulty in designing safe and effective antiviral drugs is the fact that viruses use the host's cells to replicate and the virus subtypes often show considerable variability (Jones 1998; De Clercq and Field 2006). Furthermore, this makes it hard to find targets for the drug that would interfere with the virus without also harming the host organism's cells. Antiviral drugs are a group of medication used specifically for treating viral infections. Nowadays, about 40 synthetic and semi-synthetic drugs (the latter of which are derived from plant or bacterial metabolites) have been approved for clinical use in the treatment of viral infections (De Clercq and Field 2006; DeChristopher et al. 2012). However, in recent decades many natural products have been recognized by the pharmaceutical industry because of their wide structural diversity, as well as a variety of pharmacological activities (Jones 1998; De Clercq and Field 2006). Above all, fungal metabolites, especially from basidiomycetes, have stimulated interest from investigators.

Antiviral effects of mushrooms are exerted not only by their crude extracts but also from isolated compounds. These active principles may act directly by inhibition of viral enzymes, synthesis of viral nucleic acids or adsorption and uptake of viruses into mammalian cells. The triterpenoids, ganoderadiol (76), lucidadiol (77) and applanoxidic acid G (78), isolated from *Ganoderma pfeifferi* (Fig. 10) and known from other *Ganoderma* species, possess in vitro antiviral activity against influenza virus type A (IC_{50} values in MDCK cells >0.22; 0.22 and 0.19 mM, respectively). Further, ganoderadiol is active against herpes simplex virus type 1, an important virus causing lip exanthema and other symptoms (IC_{50} in Vero cells 0.068 mM) (Mothana et al. 2003). Antiviral activity against type A influenza virus of birds and humans A/Aichi/2/68 (H3N2) was investigated for aqueous extracts from mycelia of 11 basidiomycete species. The most promising species identified as potential producers of antiviral agents in these studies were *Daedaleopsis confragosa*, *Datronia mollis*, *Ischnoderma benzoinum*, *Laricifomes officinalis*, *Lenzites betulina*, *Trametes gibbosa* and *T. versicolor* (Kabanov et al. 2011; Teplyakova et al. 2012).

Aqueous and ethanol extracts, as well as polysaccharide fractions of *Lentinula edodes* showed antiviral activity against the replication of poliovirus (PV-1) and bovine herpes virus (BoHV-1) (Rincão et al. 2012). The authors concluded that extracts act on the initial processes of the replication of both strains of virus. However, it remains unclear how such hydrophilic macromolecules with unfavorable pharmaceutical properties can eventually find application in antiviral therapy, perhaps aside from viral skin diseases.

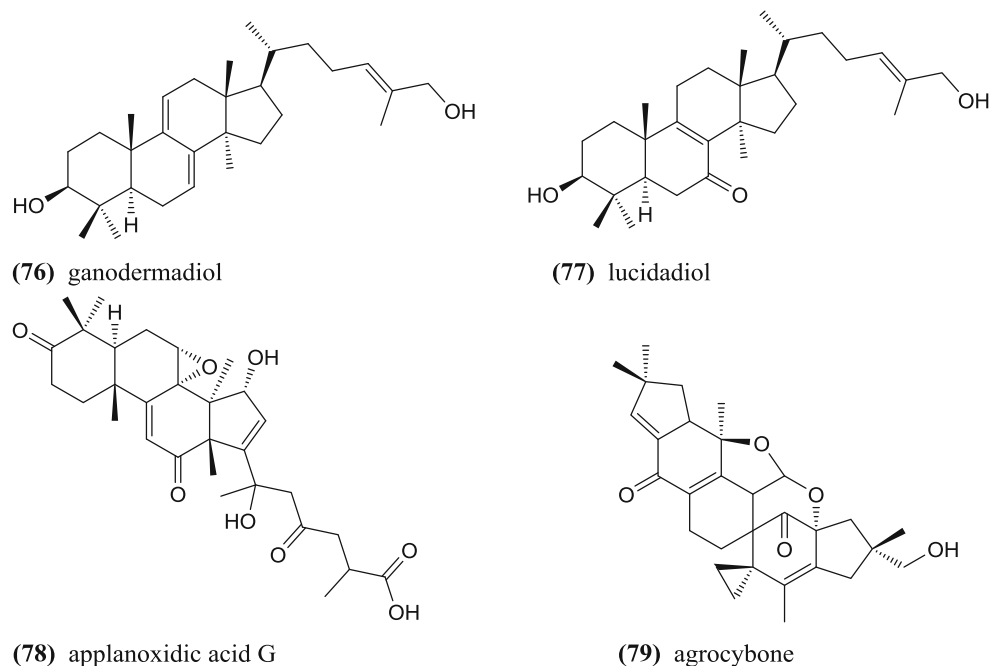
A novel illudane–illudane bis-sesquiterpene, agrocybone (79), from the basidiomycete *Agrocybe salicicola*, found to exhibit weak antiviral activity against respiratory syncytial virus (RSV) with IC_{50} value of 100 μ M (Zhu et al. 2010). Notably, the above mentioned bioactivities were all determined in vitro, and it may need further research to develop a pharmaceutical drug from these fungi.

The human immunodeficiency virus type 1 (HIV-1) is the causative agent of acquired immunodeficiency syndrome (AIDS) which has become a serious disease worldwide and is responsible for a great number of deaths. The general effects found in patients of HIV infected encompass immunodeficiency, decline in ability to combat infections, opportunistic infections, malignant tumors, and nerve handicaps (Mallery et al. 1999; Spano et al. 2006; Rumbaugh and Nath 2006). The distribution of AIDS is worldwide, and it has become one of the most difficult viral diseases to treat.

Recent advances in research have made renewal interest on finding cures for HIV from natural products (Ng et al. 1997; Ngai and Ng 2003; Cassels and Asencio 2011; DeChristopher et al. 2012). There is currently no cure for AIDS. However, it is encouraging to note that novel treatments have been made with the discovery of new drugs and the combination therapy. Bioactive compounds isolated from mushrooms act as Reverse-Transcriptase Inhibitors (RTIs), and help in inhibition of HIV multiplication. Highly active antiretroviral therapy (HAART) is a powerful HIV treatment that was introduced in the mid-90s. Reverse-transcriptase inhibitors (RTIs) are a class of antiretroviral drug used to treat HIV infection, which inhibit activity of reverse transcriptase (a viral DNA polymerase enzyme that retroviruses need to reproduce). RTIs block reverse transcriptase's enzymatic function and prevent completion of synthesis of the double-stranded viral DNA, thus preventing HIV from multiplying (Ravichandran et al. 2008). The extract of *Russula paludosa* demonstrated inhibitory activity on HIV-1 RT (97.6 %). A peptide isolated from the extract, exhibited potent inhibitory activity on HIV-1 RT at concentrations of 1 mg/ml, 0.2 mg/ml, and 0.04 mg/ml, the inhibition ratios were 99.2 %, 89.3 %, and 41.8 %, respectively, giving an IC_{50} of 11 μ M (Wang et al. 2007a).

Three antioxidant compounds, namely adenosine (80), dimethylguanosine (81) and iso-sinensetin (82) from fruiting bodies of *Cordyceps militaris* were also found to possess moderate HIV-1 protease inhibiting activities (Jiang et al.

Fig. 10 Chemical structures of antiviral triterpenes (**76–78**) from *Ganoderma pfeifferi*, and of the antiviral sesquiterpene dimer agrocycbone (**79**) from *Agrocybe salicicicola*



2011b) (Fig. 11). Whereas nucleosides have been very frequently reported from *Cordyceps*, the flavonoids could be derived from the substrate, rather than from the fungus itself.

Previous studies confirmed the close relationship between oxidative stress and AIDS, suggesting that antioxidants might play an important role in treatment of AIDS (Foster 2007). Moreover, HIV-1 protease (HIV-1 PR) is a retroviral aspartyl protease (retropepsin) that is essential for the life-cycle of HIV, which causes AIDS. Further investigations on their antioxidant and anti-HIV-1 PR mechanisms might be rewarding, as

HIV-1 PR has been a prime target for drug therapy. In addition, the new diketopiperazines, epicoccins E-H, isolated from the culture of a *Cordyceps*-colonizing fungus (*Cordyceps sinensis*), *Epicoccum nigrum* and showed inhibitory effects on HIV-1 replication in C8166 cells (Guo et al. 2009). Epicoccin G (**83**) showed inhibitory effects on HIV-1 replication in C8166 cells, with EC_{50} value of $13.5 \mu\text{M}$ (Fig. 11).

Apart from the above proteinaceous compounds reported from mushrooms several low molecular weight terpenoids showed potent inhibitory activity against human

Fig. 11 Chemical structures of adenosine (**80**), dimethylguanosine (**81**), iso-sinensetin (**82**) from cultures of *Cordyceps militaris* and epicoccin G (**83**) from *Cordyceps sinensis*-colonizing fungus *Epicoccum nigrum*

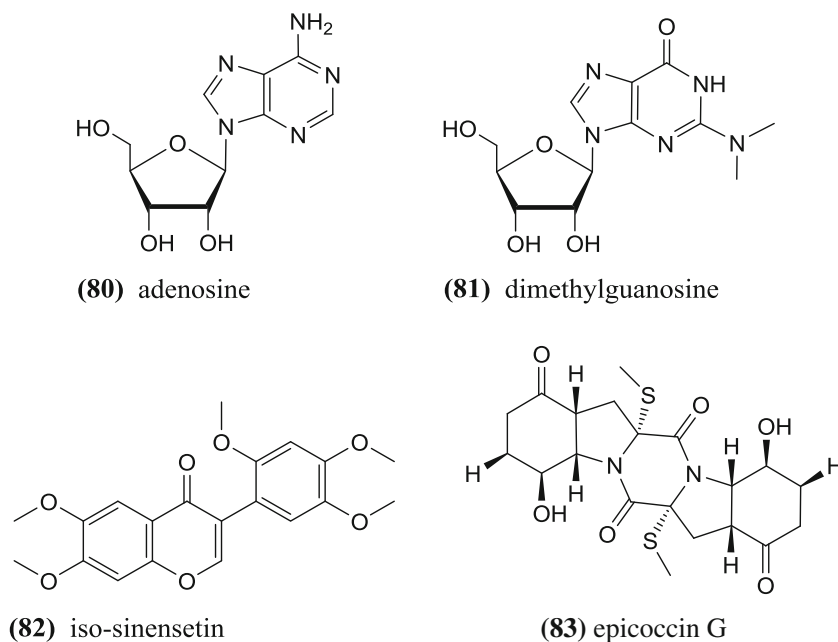
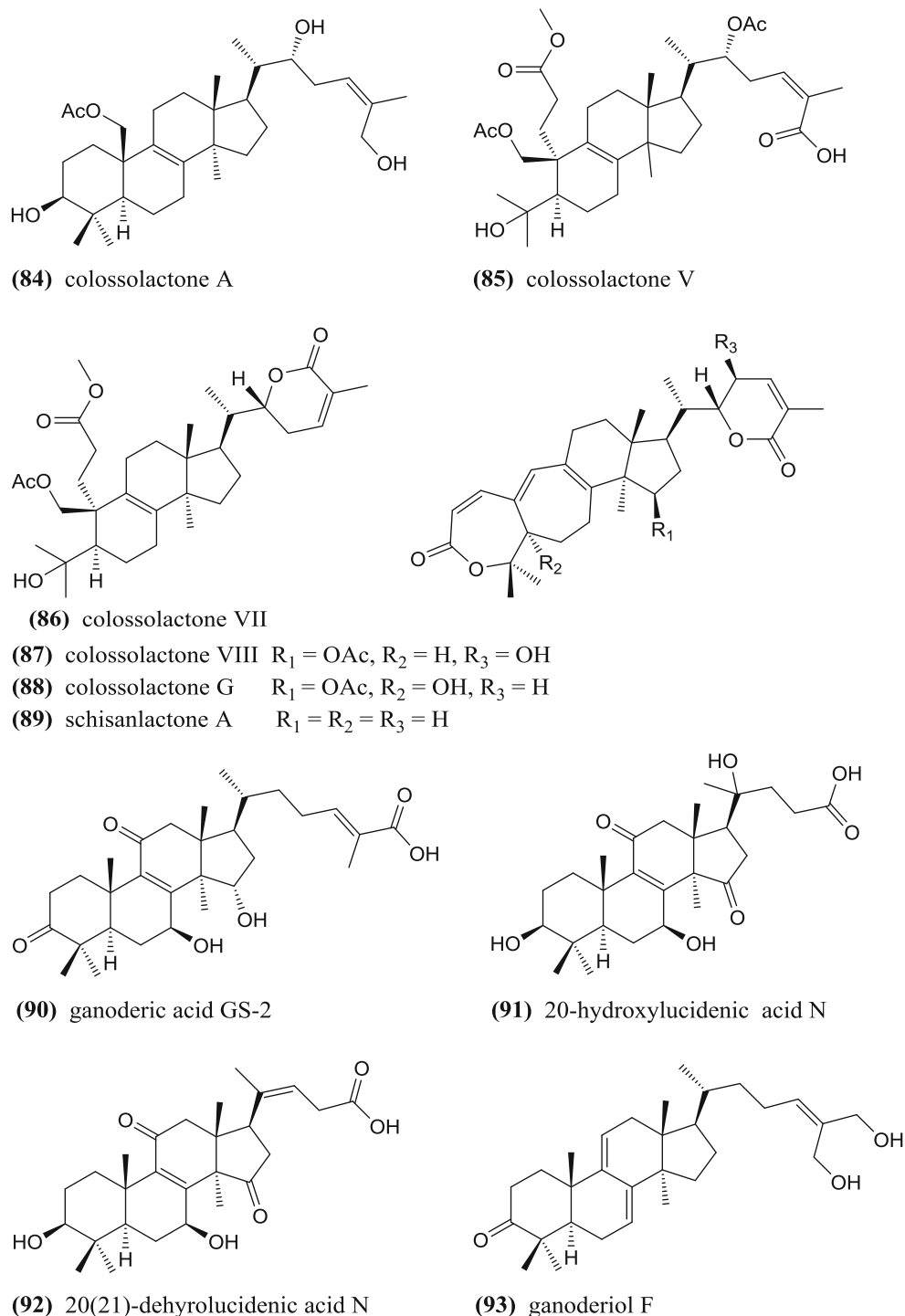


Fig. 12 Chemical structures of antiviral triterpenoids (**84–93**) from *Ganoderma* species



immunodeficiency virus. Several lanostane triterpenes named colossolactones (Fig. 12; Table 2) have been isolated from the fruiting bodies of *Ganoderma colossum* (Min et al. 1998; Kleinwächter et al. 2001; El Dine et al. 2008). These were tested for inhibition of HIV-1 protease, and several showed IC_{50} values in the 5–39 $\mu\text{g/mL}$ range, with colossolactone V (**85**), colossolactone G (**88**), and schisanlactone A (**89**) exhibiting values below 10 $\mu\text{g/mL}$

(El Dine et al. 2008). Five new and six previously known lanostane-type triterpenoids (**84–93**) (Fig. 12) were isolated from the fruiting body of *Ganoderma sinense* and tested for inhibition of HIV-1 protease. Of these, the new ganoderic acid GS-2(**90**), and the previously described 20-hydroxylucidenic acid N (**91**), 20(21)-dehydroxylucidenic acid N (**92**), and ganoderiol F (**93**), were active at IC_{50} values of 20–40 μM (Sato et al. 2009).

Table 2 Fungal bioactive compounds potent anti-HIV and other activities detected in mushrooms

Mushroom species	Bioactive compound	Biological activity	References
<i>Cordyceps militaris</i>	Adenosine, iso-sinensetin and dimethylguanosine	Inhibition of HIV-1 protease	Jiang et al. 2011b
<i>Ganoderma lucidum</i>	Lucidenic acid O, lucidenic lactone, ganoderiol, ganoderic acid (24 <i>S</i>)-24,25-dihydroxylanost-8-ene-3,7-dione and 3β,7β-dihydroxy-11,15-dioxolanosta-8,24(<i>E</i>)-dien-26-oic acid	Anti-HIV-1 Anti-HIV-1-Protease	Min et al. 1998
<i>Ganoderma colossum</i>	Colossolactones	Inhibition of HIV-1 protease	Kleinwächter et al. 2001; El Dine et al. 2008
<i>Ganoderma sinense</i>	Ganoderic acid GS-2, 20-hydroxylucidenic acid N, 20(21)-dehydroxylucidenic acid N, ganoderiol F	Inhibition of HIV-1 protease	Sato et al. 2009
<i>Russula paludosa</i>	Peptides	Inhibition of HIV-1 RT	Wang et al. 2007a

Anti-microbial activity

An antimicrobial agent is a substance that inhibits the growth of microorganisms such as bacteria, fungi, or protozoans. Mushrooms are rich sources of natural antibiotics. For instance, the cell wall glucans are not only well-known for their immunomodulatory properties, but many of the excreted secondary metabolites of the mycelium combat bacteria (Deyrup et al. 2007) and fungi (Kettering et al. 2005; Gilardoni et al. 2007). A well known example of diterpenoid antibiotic pleuromutilin (**94**) (Fig. 13) has been isolated previously which was derived from the fungus *Clitopilus passeckerianus* (former name: *Pleurotus passeckerianus*) (Novak and Shlaes 2010). Further research led to the discovery of retapamulin, which is a C₁₄-sulfanyl-acetate derivative of pleuromutilin with improved pharmacological properties and was developed as an antibiotic drug (Nagabushan 2010).

There is a renewed interest regarding the finding of anti-bacterial compounds as many pathogenic bacteria species have acquired antibiotic resistance mechanisms that have limited treatment options (Boucher et al. 2009). Several studies have concluded that some of these antibiotic drugs could lead to drug induced hepatotoxicity, which would be more severe in patients with hepatitis or HIV (Sharma and Mohan 2004; Andrade and Tulkens 2011). This renewed interest on exploration for natural antimicrobial compounds from mushrooms has resulted in numerous mushroom extracts being tested with considerable positive activities reported (Barros et al. 2007; Iwalokun et al. 2007; Ramesh and Pattar 2010; Gazzani et al. 2011; Ochoa-Zarzosa et al. 2011; Harikrishnan et al. 2011, 2012; Alves et al. 2012a, b; Schwan 2012).

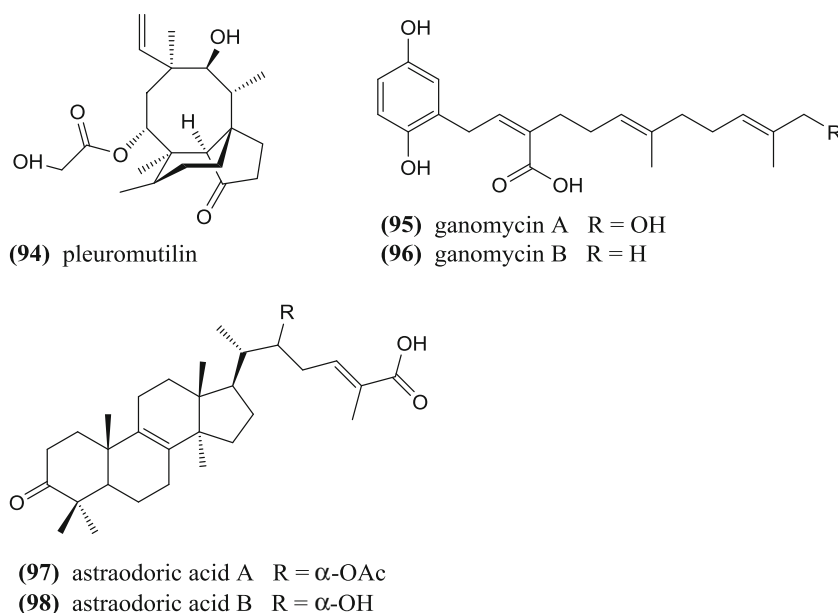
Numerous studies on antimicrobial potential of *G. lucidum* are well documented. Two new farnesyl hydroquinones named ganomycin A (**95**) and ganomycin B (**96**) were isolated from *G. pfeifferi* (Fig. 13). Both compounds exhibited antimicrobial activity against several Gram-positive and Gram-negative bacteria (Mothana et al. 2000).

Staphylococcus aureus infections are a major cause of illness and death and impose serious economic costs on patients worldwide (Boucher and Corey 2008). Infections with *S. aureus* are especially difficult to treat because of evolved resistance to antimicrobial drugs and there is an urgent need for novel anti-bacterial drugs (Klein et al. 2007). Antimicrobial activities of *Ganoderma lucidum*, *G. praelongum* and *G. resinaceum* were evaluated against 30 strains of clinical isolates of methicillin-resistant and -sensitive *Staphylococcus aureus*. The ethyl acetate extract of *G. praelongum* containing sesquiterpenoids exhibited the maximum activity (35.67±0.62 μm) and minimum inhibitory concentration (MIC) of 0.390–6.25 mg/mL (Ameri et al. 2011).

Tuberculosis, mediated by *Mycobacterium tuberculosis* is one of the most serious chronic infectious diseases, causing about 2–3 million deaths per year (Corbett et al. 2003). There is urgent need for new anti tubercular compounds, especially those from natural products in order to overcome the difficulties of side effects of current medicines and minimize the multi-drug resistant of the organism (Ginsberg 2010; Barrios-Garcia et al. 2012). Lanostane triterpenes with moderate activity against *M. tuberculosis* were characterized from the Earth Star mushroom, *Astraeus pteridis* as astradoric acid A (**97**) and B (**98**), (Fig. 13) from *A. odoratus* having MICs of 50 and 25 μg/mL, respectively (Stanikunaite et al. 2008; Arpha et al. 2012). In addition novel butenolides, ramariolides A–D, isolated from the fruiting bodies of the coral mushroom *Ramaria cystidiophora*, showed in vitro antimicrobial activity against *Mycobacterium smegmatis* and *M. tuberculosis* (Centko et al. 2012). Among the novel lanostane triterpenoids, ganorbiformins A–G, isolated from *Ganoderma orbiforme* BCC 22324, the C-3 epimer of ganoderic acid T also exhibited significant antimycobacterial activity with MIC 1.3 μM (Isaka et al. 2013).

Other lanostane triterpenoids from *Fomitopsis rosea*, *F. pinicola*, *Jahnoporus hirtus*, and *Albatrellus flettii* displayed activities against *Bacillus* and *Enterococcus* species (Popova

Fig. 13 Chemical structures of pleuromutilin (**94**) from *Clitopilus passeckerianus*, ganomycins A (**95**) and B (**96**) from *Ganoderma pfeifferi* and astraodoric acids A and B (**97**, **98**) from *Astraes odoratus*



et al. 2009; Liu et al. 2010a, b). Important clinical infections caused by *Enterococcus* include urinary tract infections, bacterial endocarditis, diverticulitis, and meningitis and an important feature of this genus is the high level of intrinsic antibiotic resistance (Fisher and Phillips 2009).

Coprinol, a new antibacterial cuparane-type terpenoid from cultures of a *Coprinus* sp. exhibited activity against multidrug-resistant Gram-positive bacteria (Johansson et al. 2001). Micaceol, a sterol and (Z, Z)-4-oxo-2,5-heptadienedioic acid were isolated from “*Coprinus*” (currently valid name *Coprinopsis*) *micaceus* with activities against *Corynebacterium xerosis* and *S. aureus* (Zahid et al. 2006). Coloratin A [3,5-dimethoxy-2-(6-oxo-5-pentyl-6H-pyran-3-carbonyl)-benzoic acid] and coloratin B (2-carbomethoxyl-3,5-dimethoxybenzoic acid) extracted from a fungus named *Xylaria intracolorata* had reasonable antimicrobial activity against several microbes (Quang et al. 2006). Liu et al. (2010b) isolated novel compounds with effective antimicrobials from two American mushroom species, *Jahnporus*

hirtus and *Albatrellus flettii* (Fig. 14). 3,11-dioxolanosta-8, 24(Z)-diene-26-oic acid, a new lanostane-type triterpene from *J. hirtus* and confluentin (**99**), grifolin (**100**), and neogrifolin (**101**) from *A. flettii*. Grifolin showed promising activities against *Bacillus cereus* (10 μ g/mL) and *Enterococcus faecalis* (0.5 μ g/mL). Fungal extracts and compounds screened for anti bacterial activity among thirteen microorganisms and 2-aminoquinoline (2-AQ) (**102**), isolated from *Leucopaxillus albissimus*, showed strong inhibitory activity against *Cytophaga johnsonae* (Schwan et al. 2010).

Plectasin, a macromolecular peptide, the first defensin (cysteine-rich host defense peptide) that has been isolated from the saprotrophic ascomycete *Pseudoplectania nigrella* demonstrated strong antimicrobial activity against gram-positive bacteria including *Streptococcus pneumoniae* (Mygind et al. 2005). Extracts from the fruit bodies of the medicinal mushroom *Hericium erinaceus* inhibited the adverse in vivo effects of *Salmonella* in mice via stimulation of the immune system (Kim et al. 2012). *Armillaria* species,

Fig. 14 Chemical structures of confluentin (**99**), grifolin (**100**) and neogrifolin (**101**) from *Albatrellus* spp. and 2-aminoquinoline (**102**) from *Leucopaxillus albissimus*

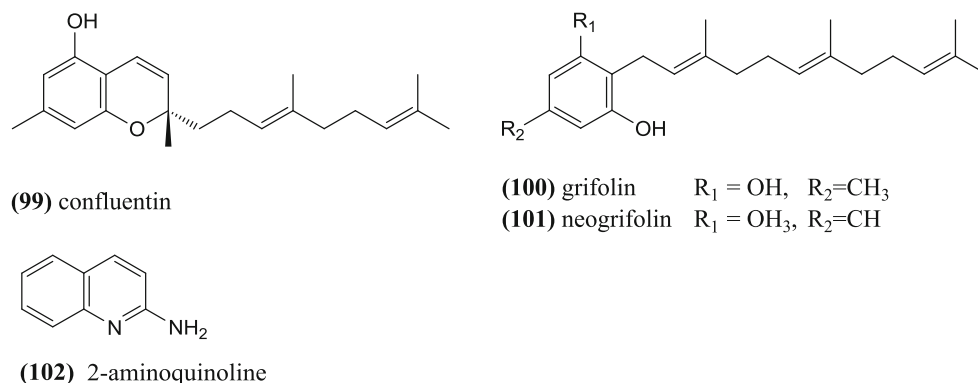
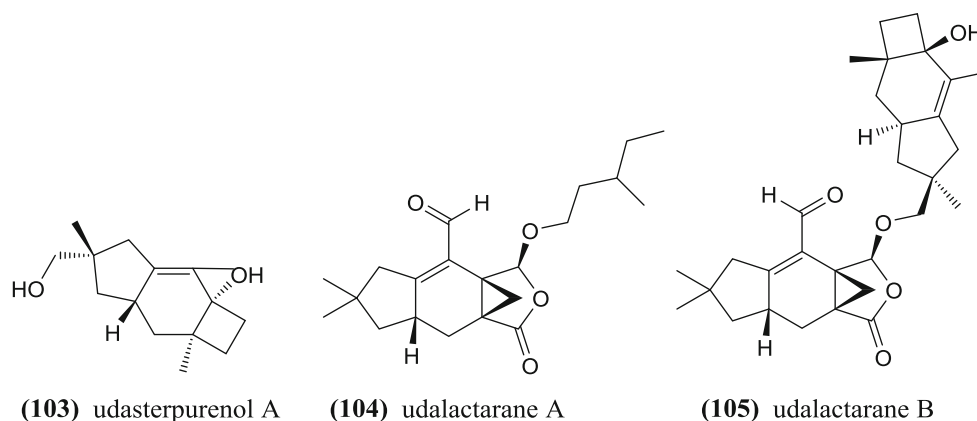


Fig. 15 Chemical structures of antifungal sesquiterpenoids from cultures of *Phlebia uda*



having great potential of anti-microbial effect with capacity to produce many sesquiterpene aryl esters while arnamial is a most active compound and showed a minimum inhibitory concentration of $<5 \mu\text{g/mL}$ on four basidiomycetes and *Penicillium oxalicum* (Misiek and Hoffmeister 2012).

Three new sesquiterpenoids, named udasterpurenol A (**103**) and udalactaranes A (**104**) and B (**105**), have been isolated from a new basidiomycete *Phlebia uda* (Fig. 15). The compound inhibited the spore germination of the plant pathogenic fungus *Fusarium graminearum* (Schüffler et al. 2012).

Although there are number of studies available in the literature, they are almost entirely focused on the screening of antibacterial properties of mushroom extracts. In fact, there is a gap in the identification of the individual compounds responsible for those properties, and only a few low-molecular weight compounds and some peptides and proteins have been described. Antibiotic resistance with evolution of superbug bacterial species is a serious and growing phenomenon in modern medicine and this information illustrates the new avenues opens with novel anti-microbial compounds from medicinal mushrooms.

Anti-malarial agents

Malaria remains the world most devastating human parasitic infection, afflicting more than 500 million people and causing about 2.5 million deaths each year. It is an infectious disease caused by main four protozoan species of the genus *Plasmodium* (*Plasmodium falciparum*, *P. malariae*, *P. ovale*, and *P. vivax*) (Mendis et al. 2009). There are still very few drugs that are active against malaria (artemisinin, atovaquone, and chloroquine analogues) (Wells et al. 2009; Gamo et al. 2010) and any direct therapeutic agents were not yet available (Wells et al. 2009; Anthony et al. 2012; Kulangara et al. 2012).

The increasing resistance to existing antimalarial drugs demands the exploration of novel drugs and treatment efforts to eliminate this deadly disease. Natural products contain a great

variety of chemical structures and have been screened for antiplasmodial activity as potential sources of new antimalarial drugs (Batista et al. 2009; Kaur et al. 2009; Katsayal et al. 2009; Krettli 2009; Gamo et al. 2010; Nogueira and Lopes 2011).

HPLC-based activity profiling and subsequent chromatography of the ethyl acetate extract of *Ganoderma lucidum* yielded six lanostanes (**106–112**) of which three (**107**, **108**, **112**) were new (Fig. 16). These lanostanes exhibited moderate in vitro antiplasmodial activity with IC_{50} values of 6 to 20 μM (Adams et al. 2010).

Investigation of the chemical constituents of fungus, *Cordyceps nipponica* BCC 1389 led to the identification of four isolates of *N*-hydroxy- and *N*-methoxy-2-pyridones compounds (Fig. 17), namely cordypyridones A–D (**113–116**). Out of these, the cordypyridones A and B, which are atropisomers of each other, exhibited potent in vitro antimalarial activity with IC_{50} values of 0.066 and 0.037 $\mu\text{g/mL}$, respectively (Isaka et al. 2001). *Cordyceps unilateralis* BCC 1869 was found to produce bioactive naphthoquinones, which possess anti-malarial activity (Kittakoop et al. 1999; Wongsat et al. 2005). Previously reported bioxanthracenes of ES-242s and their analogues from the insect pathogenic fungus *Cordyceps pseudomilitaris* BCC 1620 (on a Lepidoptera larva) showed moderate antimalarial activity (Jaturapat et al. 2001), while ES-242s derivative exhibited similar activity (IC_{50} 3.3 μM) in another study (Isaka et al. 2007). The sterostreins are five novel terpenoids from cultures of the mushroom *Stereum ostrea* BCC 22955 and out of those, sterostrein A (**117**) (Fig. 17) exhibited considerable antimalarial activity (IC_{50} 2.3 $\mu\text{g/mL}$) against *P. falciparum* as well (Isaka et al. 2011, 2012).

Neonothopanus nambi Speg. (*Marasmiaceae*) is a novel poisonous luminescent mushroom which is phylogenetically related to *Omphalotus*. Six new sesquiterpenes, a known aristolane dimeric sesquiterpene and aurisin A were recently isolated and characterized as antiparasitic principles from cultures of this fungus (Kanokmedhakul et al. 2012). Aurisin A (**118**) as well as a new dimeric sesquiterpene, aurisin K (**119**)

Fig. 16 Chemical structures of antiplasmodial triterpenoids (**106–112**) from *Ganoderma lucidum*

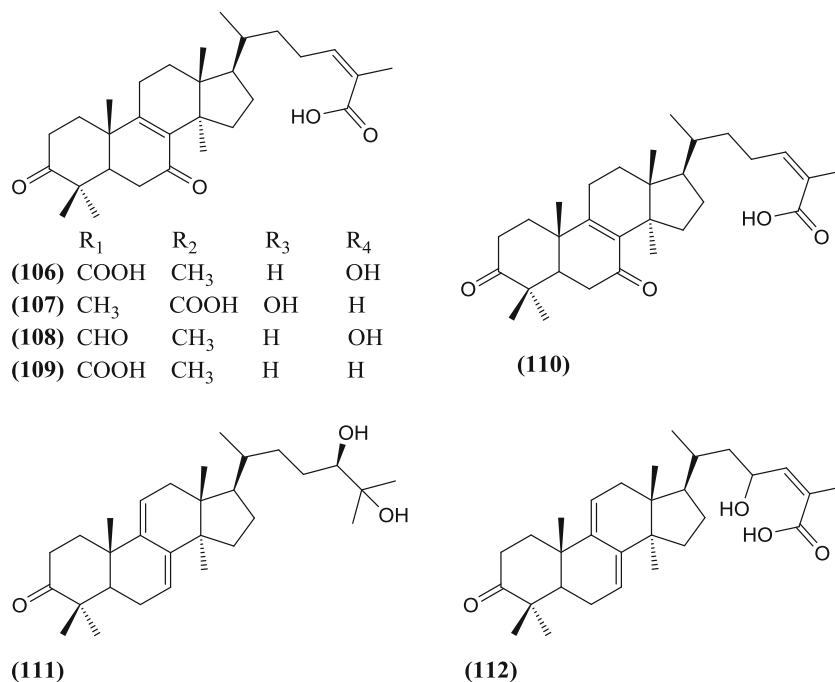
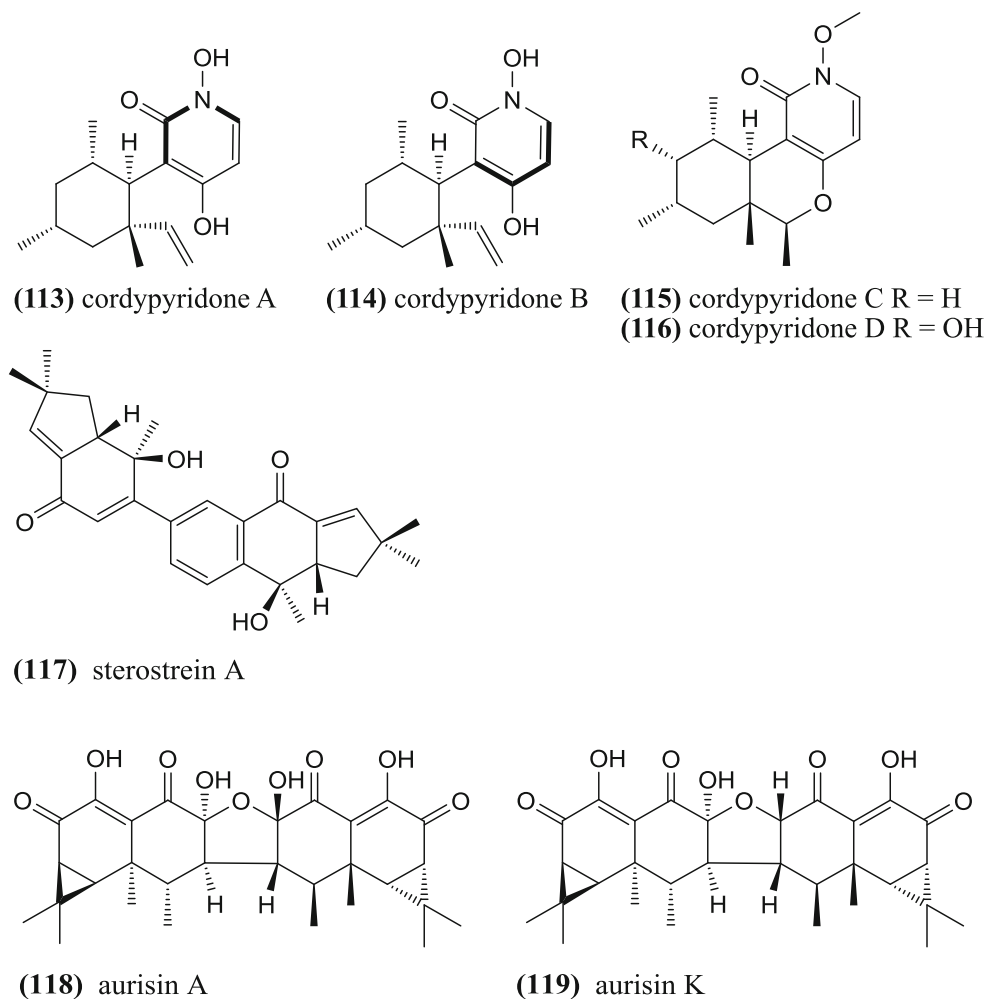


Fig. 17 Chemical structures of antiparasitic agents from fungi: cordypyridones A-D (**113–116**) from *Cordyceps nipponica*, sterostrein A (**117**) from *Stereum ostrea*, aurisins A (**118**), and K (**119**) from *Neonothopanus nambi*



(Fig. 17) exhibited excellent antimalarial activity against *Plasmodium falciparum* and antimycobacterial activity against *Mycobacterium tuberculosis* (Kanokmedhakul et al. 2012).

Anti-Alzheimer's disease

Alzheimer's disease is the most common form of dementia (Salmon 2012). Most often, this is diagnosed in people over 65 years of age. Alzheimer's disease is a progressive neurologic disease of the brain leading to the irreversible loss of neurons and the loss of intellectual abilities, including memory and reasoning, which becomes severe enough to impede social or occupational functioning (Shen 2004). During the course of the disease plaques and tangles develop within the structure of the brain. This causes brain cells to die. Patients with Alzheimer's also have a deficiency in the levels of some vital brain chemicals which are involved with the transmission of messages in the brain- neurotransmitters.

According to the National Institute on Aging, there are estimated to be between 2.4 million and 4.5 million Americans who have Alzheimer's (Anonymous 2008). The main characteristic of the brains of Alzheimer's disease patients is the accumulation of insoluble fibrillar senile plaques around the neuron cells and neurofibrillary deposits of hyperphosphorylated tau proteins (Duyckaerts et al. 2009). The main component of these plaques is an amino acids peptide called amyloid β -peptide ($A\beta$). This then causes a deficiency of neurotransmitters, general loss of neural functions, and death of neural cells, which all eventually lead to the development of Alzheimer's disease (Christen 2000; Smith et al. 2000; Sastre et al. 2006). So far, several drug candidates have been developed to cure Alzheimer's disease. However, neuroprotective activity of current drugs for curing Alzheimer's disease is still under debate (Khan et al. 2009; Mangialasche et al. 2010). Therefore, many studies worldwide have concentrated on exploration of novel treatment methods and drugs from natural sources (Khan et al. 2009; Wender et al. 2011; Pasinetti 2012; Young 2013). Moreover, alternative methods such as traditional/oriental medicinal practices are also being evaluated for their therapeutic utility in combating these devastating diseases (Seo et al. 2010a, b; Jeon et al. 2011).

Three new labdane diterpenes (120–122), isolated from the fruiting body of *Antrodia camphorata* showed neuroprotective effects in vitro (Fig. 18) (Chen et al. 2006). The terpenoids isolated from *Antrodia* species also prevented serum deprivation-induced PC12 cell apoptosis, with potential neuroprotective effects (Huang et al. 2005; Lu et al. 2008) and potential in suppressing amyloid β -peptide ($A\beta$) accumulation. A recent study compared the in vitro and in vivo effects of the fruiting body and mycelium of *A. camphorata* against amyloid β -protein-induced neurotoxicity and memory

impairment. The fruiting body possessed stronger abilities than that of the mycelium for inhibiting neurocytotoxicity, amyloid β -peptide 40 ($A\beta$ 40) accumulations in brain and suppression of hyperphosphorylated tau (p-tau) protein expression, both in vitro and in vivo. Tau protein is a highly soluble microtubule-associated protein (MAP) that stabilizes microtubules. Hyperphosphorylation of the tau protein (pTau) can result in the self-assembly of tangles of paired helical filaments and straight filaments, which are involved in the pathogenesis of Alzheimer's disease (Alonso et al. 2001). These comparisons supported the fact that the fruiting body extracts possessed more significant improvement effect on working memory ability than mycelium in the AD rats (Wang et al. 2012c).

Neurotrophic factors are important in better neuronal function and hence neurotrophic factor-like substances or their inducers are expected to be applied to the treatment of neurodegenerative diseases such as Alzheimer's disease. Extracts from cultures of *Hericium erinaceus* showed neurotrophic effects and improved the myelination process in the mature myelinating fibers (Moldavan et al. 2007). A double-blind, parallel-group, placebo-controlled clinical trial was performed with oral administration of *H. erinaceus*, demonstrating significant improvement of cognitive impairment (Mori et al. 2009).

Some of the compounds responsible for these effects have already been identified. Hericenones and erinacines are terpenoids isolated from *H. erinaceus*, which can easily cross the blood–brain barrier (Moldavan et al. 2007; Kawagishi and Zhuang 2008; Ma et al. 2010). The erinacines in particular have potential as medicines for degenerative neuronal disorders and peripheral nerve regeneration, as oral administration of erinacine A significantly increases the level of nerve growth factor (NGF) in the rat's locus coeruleus and hippocampus, but not in the cerebral cortex (Shimbo et al. 2005). Another study also revealed that yet unknown active compounds that are not hericenones can stimulate NGF synthesis via activation of the JNK pathway (Mori et al. 2008).

Neuronal cell death is an essential cause of neurodegenerative disease including Alzheimer's, Parkinson's, Huntington's and the prion diseases and it is induced by endoplasmic reticulum (ER) stress (Kawagishi et al. 1994; Shimoke et al. 2004). Compounds able to reduce ER stress are useful in attenuation of neuronal cell death and, hence, in the reduction of the damage, which occurs in neurodegenerative disease (Kawagishi et al. 1994).

Dilinoleoyl-phosphatidylethanolamine, another compound from *Herichium erinaceus* protects against ER stress-dependent neuronal cell death of Neuro2a cells via protein kinase C pathway (Nagai et al. 2006). Further extensive studies on the bioactive constituents of the same mushroom resulted in the isolation of 3-hydroxyhericenone F (123). This compound (Fig. 18) showed protective activity against endoplasmic reticulum (ER) stress dependent Neuro2a cell death (Ueda et al. 2008).

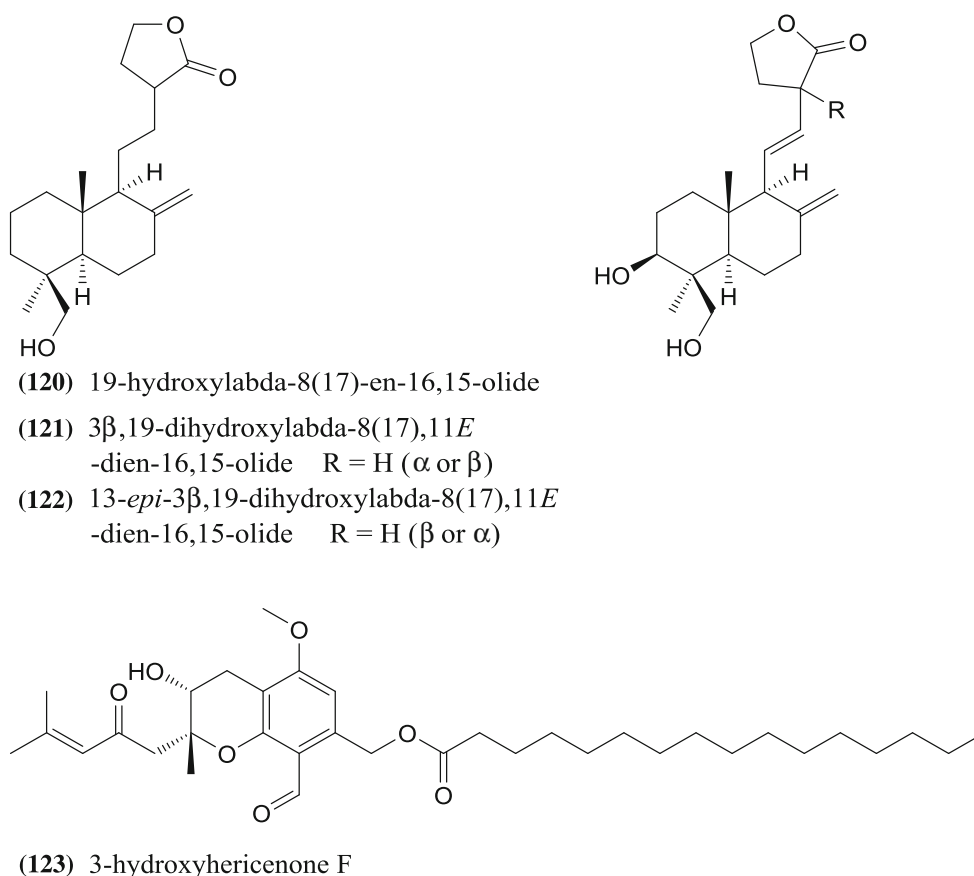


Fig. 18 Chemical structures of neuroprotective labdane terpenoids (120–123) from *Antrodia camphorata*

Some cyathane diterpenoids, named scabronines and sarcodonins (Fig. 19) were isolated from the fruiting bodies of the basidiomycete *Sarcodon scabrosus*. Sarcodonins G and

A (124, 125) at 25 μ M showed significant neurite outgrowth (neurite genesis)-promoting activity in the presence of 20 ng/mL NGF after 24 h treatment (Shi et al. 2011). Most recently

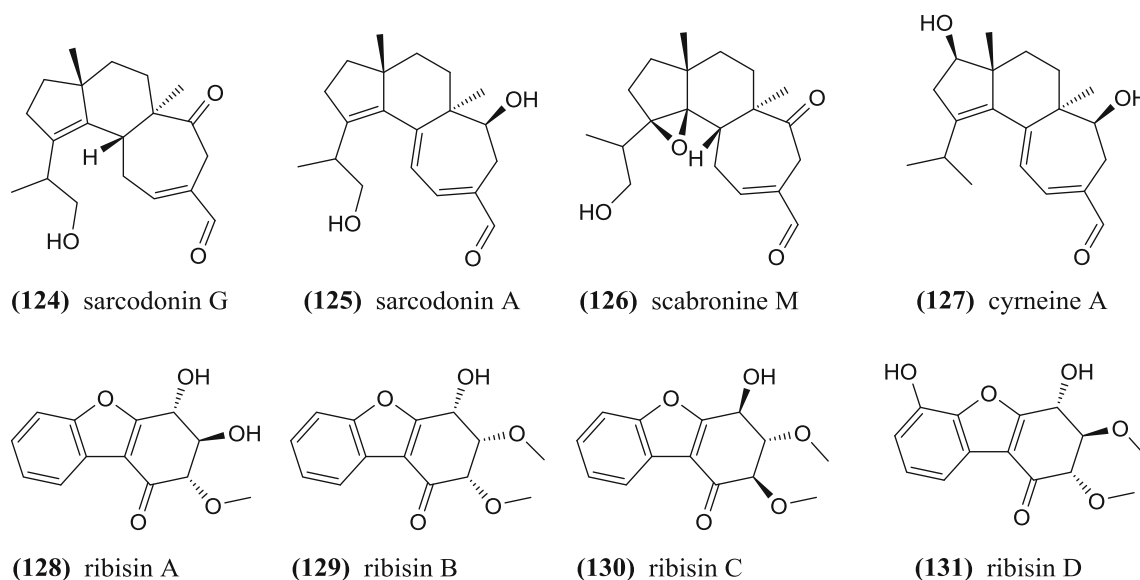


Fig. 19 Chemical structures of neuroprotective agents from basidiomycetes: cyrneine A (127) and other cyathanes (124–126) from *Sarcodon* species, benzofuran derivatives (128–131) from *Phellinus ribis*

scabronine M (**126**) significantly inhibited dose-dependently NGF-induced neurite outgrowth in PC12 cells without cytotoxicity, possibly through suppressing the phosphorylation of the receptor Trk A and the extracellular signal regulated kinases (ERK) (Liu et al. 2012e). Novel cyathane diterpenes, i.e., cyrneines A and B from *Sarcodon cyrneus*, induce neurite outgrowth in the PC12 cell model of neuronal differentiation and cyrneine A (**127**) even enhances neurite outgrowth in a Rac1-dependent mechanism in PC12 cells (Marcotullio et al. 2006; Obara et al. 2007).

In addition, four new benzofuran derivatives (Fig. 19), ribisin A (**128**), ribisin B (**129**), ribisin C (**130**), and ribisin D (**131**), were isolated from the methanolic extract of the fruiting bodies of *Phellinus ribis*. These compounds promote neurite outgrowth in NGF-mediated PC12 cells at concentrations ranging from 1 to 30 μ M (Liu et al. 2012f).

Hypocholesterolemic activity

Hypercholesterolemia is the medical term for the presence of excess levels of cholesterol in the blood and it is a form of “hyperlipidemia” elevated levels of lipids in the blood and “hyperlipoproteinemia” elevated levels of lipoproteins in the blood (Biggerstaff and Wooten 2004). Epidemiological studies suggested that hypercholesterolemia and hyperglycemia were the major risk factors for cardiovascular disease and diabetes, which were largely influenced by diet (Kaur et al. 2002; Turlouki et al. 2009; Mahdy et al. 2012). According to the recent records cardiovascular disease and diabetes are the major causes of morbidity and mortality in the world including majority of western countries and in the Asia-Pacific region (Eckel et al. 2006; Ali et al. 2012; Celermajer et al. 2012).

Fungal products have already been demonstrated to have effectiveness in lowering lipid levels such as red yeast rice which is the fermented byproduct of cooked rice with a strain of *Monascus purpureus* (Huang 2007; Becker et al. 2009). Indeed, edible mushrooms are an ideal food for the dietetic prevention of cardiovascular disease including atherosclerosis due to their high fiber and low fat content. A novel study reported that considerable production of lovastatin, a cholesterol-lowering drug obtained from the extracts of *Omphalotus olearius* OBCC 2002 and from *Pleurotus ostreatus* OBCC 1031 (Atli and Yamac 2012). Interestingly, Lovastatin, identified from *Pleurotus* species and its derivatives were reported to be a good therapeutic agents for ameliorating hypercholesterolemia (Gunde-Cimerman and Plemenitas 2001; Mattila et al. 2001; Alarcón and Aguila 2006). Even though the latter authors report the isolation of lovastatin by HPLC, such studies should be regarded with caution and further studies are warranted, since lovastatin and other statins have predominately been found in Ascomycota,

and no NMR data of the compound isolated from the basidiomycetes were presented.

3-hydroxy-3-methylglutarylcoenzyme A (HMG-CoA) reductase is the key enzyme in cholesterol biosynthesis, which converts HMG-CoA to mevalonate. Therefore, 3-hydroxy-3-methylglutaryl coenzyme A (HMG-CoA) reductase inhibitors, or statins are most commonly used in hyperlipidemic treatments (Steinberg et al. 1989; Shimada et al. 2003). HPLC analytical methods have determined significant amounts of this inhibitor in mushroom fruiting bodies of *P. ostreatus*, particularly in the pileus and sporocarps. The beneficial effects of oyster mushroom on blood serum parameters may be attributed to the presence of various biologically active compounds such as polysaccharides, mevinolin and other statins, linoleic acid, ergosterol, ergosterol derivatives, protocatechuic acid, chlorogenic acid, naringenin, hesperetin, and biochanin-A (Mattila et al. 2001; Alarcón and Aguila 2006; Alam et al. 2008, 2010; Schneider et al. 2011). Previous studies have also confirmed the hypocholesterolemic and hypolipidemic activity of this mushroom and recommended for consumption as a natural cholesterol-lowering agent in the human diet (Bobek et al. 1994, 1995, 1998; Gunde-Cimerman 1999).

Eritadenine [2(*R*), 3(*R*)-dihydroxy-4-(9-adenyl)-butyric acid] is an adenosine analogue from *Lentinula* (invalid name “*Lentinus*”) *edodes*, which represents a well studied hypocholesteremic agent. The mechanism of hypocholesterolemic action of eritadenine was found to be associated with a modification in hepatic phospholipid (PL) metabolism by inducing phosphatylethanolamine N-methyltransferase deficiency (Sugiyama et al. 1995). The extra- and intracellular distribution of eritadenine by shiitake mycelial culture and the influence of reactor conditions on the mycelial morphology and eritadenine concentrations were studied and reliable analytical HPLC procedures for quantification of eritadenine was developed (Enman et al. 2007, 2008). A rapid method to produce eritadenine by liquid phase fermentation of *Lentinus edodes* without formation of the fruit body has been described in a patent (US Patent 8053217). A diet containing 5 % *Lentinus edodes* fruiting bodies given to hypercholesterolemic rats reduced plasma total cholesterol, triglyceride, low-density lipoprotein (LDL), total lipid, phospholipids, and the LDL/high-density lipoprotein ratio by 34.33, 53.21, 75.00, 34.66, 25.73, and 71.43 %, respectively (Yoon et al. 2011). These results suggest that shiitake mushrooms could also be recommended as a natural cholesterol lowering substance in the diet.

It has also been reported that *Pleurotus citrinopileatus* fruiting body extracts exert anti-hyperlipidemic effects. Serum triglyceride and total cholesterol levels were lowered in hyperlipidemic rats supplemented with the extracts, while high-density lipoprotein levels were significantly increased (Hu et al. 2006a). Similar effects were noted when powdered

P. ostreatus fruiting bodies or a water-soluble polysaccharide extracted from *P. citrinopileatus* fermentation broth were fed to hypercholesterolemic or diabetic rats, respectively (Hossain et al. 2003; Hu et al. 2006a, b). Recent investigation on the cholesterol lowering properties of an oyster mushroom diet in humans (20 subjects) found that decreased triacylglycerol concentrations (-0.44 mmol/L; $p=0.015$) and oxidized low density lipoprotein levels (-7.2 U/mL; $p=0.013$) significantly, and showed a significant tendency in lowering total cholesterol values (-0.47 mmol/L; $p=0.059$) (Schneider et al. 2011). However, study on antihyperlipidemic effects of *Pleurotus ostreatus* in HIV-infected individuals taking antiretroviral therapy did not give a satisfactory result of clinical magnitude (Abrams et al. 2011).

Laetiporus species are brown rot fungi commonly found in temperate Europe and North America) as well as tropical-subtropical areas (Ota et al. 2009). The study conducted to evaluate the inhibition and reduction effects of the dried mycelial extract of the mushroom on hypercholesterolemia of rat model and a small human trial. The results showed a significant inhibition of blood cholesterol levels in rat models and 73.6 % (14 out of 19) reduction of blood cholesterol levels in human subjects suggesting that *Laetiporus* sp could be used as a hypocholesterolemic agent (Aryantha et al. 2010).

Several studies demonstrated that culture extracts of *Inonotus obliquus* significantly decreased serum content of free fatty acids (FFA), total cholesterol (TC), triglyceride (TG) and low density lipoprotein-cholesterol (LDL-C), whereas effectively increasing high density lipoprotein-cholesterol (HDL-C) in serum of diabetic mice (Sun et al. 2008; Lu et al. 2010). Investigation of the effects of ethanol extract of *Auricularia auricula* (AAE) containing polyphenolic compounds, on hypercholesterolemia in ICR mice showed a remarkable hypocholesterolemic effect, improving antioxidant status, decreasing the level of total cholesterol and atherosclerosis index, increasing the level of high-density lipoprotein cholesterol and fecal excretion of bile acids (Chen et al. 2011).

Extracts from the culture broth of *Tremella aurantialba* showed strong abilities to reduce the levels of total cholesterol and total triglyceride in serum of rats (Zhang et al. 2009). Moreover, Ohtsuki et al. (2007) investigated the effects of *Hypsizigus marmoreus* on serum and hepatic lipid levels in C57BL/6J mice, liver triacylglycerols and serum cholesterol level were significantly lower than that of the control group. High concentrations of blood cholesterol levels, hypercholesterolemia, can lead to a progression of hyperglycemia in type 2 diabetes in human and animals (Mathé 1995; Kuller 2006). Cholesterol directly effects β -cell metabolism and opens a novel set of mechanisms that may contribute to β -cell dysfunction and the onset of diabetes (Hao et al. 2007). Epidemiological studies suggest that higher levels of dietary fibre intake play a significant protective role in lowering the dietary

glycemic load and shows potent hypocholesterolemic effects (Anderson 2009). Rats fed *A. bisporus* fruiting bodies exhibited significant anti-glycemic and anti-hypercholesterolemic effects (Jeong et al. 2010; Volman et al. 2010). Even oral administration of the common button mushroom, *Agaricus bisporus* for 4 weeks of animal model resulted in a significant decrease in plasma total cholesterol (TC) and low-density lipoprotein (LDL) (22.8 % and 33.1 %) accompanied by a significant increase in plasma high-density lipoprotein concentrations (Jeong et al. 2010). *Agaricus sylvaticus* showed preventive effects on the onset of atheroma plaques in hypercholesterolemic rabbits (Percario et al. 2008).

Anti-diabetic activity

Diabetes mellitus is a life-threatening chronic metabolic disease causing several health problems to millions worldwide and has become a significant ailment in many countries (Wild et al. 2004; WHO 2011; Hagopian et al. 2011; Smith et al. 2012). In general, this is caused by lack of insulin and/or insulin dysfunction, characterized by high levels of glucose in the blood (hyperglycemia). Diets incorporated with mushrooms are ideal low energy foods for diabetes patients as they lack in fats and cholesterol, are low in carbohydrates, and high in proteins, vitamins and minerals (Mattila et al. 2002; Guillaumon et al. 2011; Lau et al. 2012; Phillips et al. 2011a, b; Ulzijargal and Mau 2011). Thus, medicinal mushrooms are functional foods and a good solution to controlling diabetes and a potent source of biologically active compounds with anti-diabetic effects. A comprehensive literature survey on anti-diabetic effects of mushrooms has been given in our previous article, de Silva et al. (2012b) and this is only a brief focus and update on recent discoveries.

Alpha-glucosidase catalyzes the cleavage of carbohydrates to glucose and any compound that inhibits the activity of this enzyme is useful as a treatment for diabetes mellitus type 2. A lanostane triterpenoid isolated from *Ganoderma lucidum*, namely ganoderol B-[(3 β ,24 E)-lanosta-7,9(11),24-trien-3,26-diol] had strong inhibitory activity on α -glucosidase (Fatmawati et al. 2011). An acid protein-bound polysaccharide, isolated from *Inonotus obliquus* exhibited an inhibitory activity against α -glucosidase with the IC₅₀ value of 93.3 μ g/mL and produced inhibitory activity lipid peroxidation in rat liver tissues (Chen et al. 2010). In vitro studies revealed that ganoderol B had a moderate α -glucosidase inhibition activity with an IC₅₀ of 48.5 μ g/mL (119.8 μ M). The ethanol extracts of *Phellinus merrillii* (EPM) showed strong α -glucosidase and aldose reductase activities in vivo and the inhibitors were identified as hispidin, hispolon and inotilone (Lee et al. 2010; Huang et al. 2011). Among these hispidin, hispolon, and inotilone exhibited activity against α -glucosidase inhibitor with IC₅₀ values of 297.06, 12.38, and 18.62 μ g/mL,

respectively, and aldose reductase inhibitor activity with IC_{50} values of 48.26, 9.47, and 15.37 $\mu\text{g/mL}$, respectively. In addition, hispidin from *Phellinus linteus* indirectly showed hypoglycemic effects through protecting β -cells from the toxic action of reactive oxygen species in diabetes with scavenging activity of approximately 55 % at a concentration of 30 μM (Jang et al. 2010). Other strylypyrones and their anti-oxidant activities have been described further above.

Recently, a novel proteoglycan extract from the fruiting bodies of *Ganoderma lucidum* named Fudan-Yueyang-G. *lucidum* (FYGL), showed an efficient anti-diabetic potency (Teng et al. 2011, 2012). A proteoglycan extract administered orally to streptozotocin-induced diabetic rats showed a significant decrease (IC_{50} , 5.12 ± 0.05 $\mu\text{g/mL}$) in plasma glucose levels (Teng et al. 2011). It was suggested that the hypoglycemic effect of FYGL is caused by inhibition of the protein tyrosine phosphatase PTP 1B, i.e., a key enzyme in blood sugar homeostasis that is regarded as validated biochemical target in the Pharma industry for screening (Popov 2011).

Oral administration an aqueous extract of *Pleurotus pulmonarius* also reduced the serum glucose level in alloxan treated diabetic mice. The extract also showed increased glucose tolerance in both normal and diabetic mice (Badole et al. 2006). A novel polysaccharide-peptide complex with hypoglycemic activities was isolated and identified from the abalone mushroom *Pleurotus abalones* (Li et al. 2011, 2012; Wang et al. 2011). *Pleurotus ostreatus* high concentrated extracts were found to be effective in decreasing the genetic alterations and sperm abnormalities in diabetes conditions and could reduce the high blood glucose level in hyperglycemic rats (Ghaly et al. 2011). The latter study does not necessarily relate to the hydrophilic macromolecule described above.

A recent study investigated the potential hypoglycemic and renoprotective effects of the solid-state fermented mycelium extract of *Cordyceps sinensis* with significant increase in β -cell survival, renal NKA activity and decreases collagen deposition, and mesangial matrix accumulation (Kan et al. 2012). Cordycepin isolated from *C. militaris* provides potential use as an immunomodulatory agent for treating diabetes by suppressing the diabetes regulating genes (Shin et al. 2009). It is evident that *C. militaris* has both insulin-like and insulin release promoting activity and potential anti-diabetic activity (Zhang et al. 2006). A recent research finding indicates that *C. militaris* can lower plasma glucose via the stimulation of insulin secretion and cholinergic activation and the extracts decreased the plasma glucose by 21 % and induced additional insulin secretion by 54.5 % after 30 min (Cheng et al. 2012).

Several clinical trials using diabetic patients demonstrated that consumption of medicinal mushrooms or combination of them as adjuvant treatment provided significant effects on reducing blood glucose levels and considerable therapeutic potential against diabetes mellitus. Clinical investigation in

diabetic subjects confirms that Oyster mushroom consumption significantly decreased the blood pressure, plasma glucose, total cholesterol and triglycerides, without a direct adverse effect on body weight, on liver or kidney function (Khatun et al. 2007). Recently a clinical study (120 patients) concluded a significant association between mushroom supplementation and gradual reduction in hyperglycemia in type 2 diabetic patients and the potential use of oyster mushroom for better glycemic control, positive effects on lipid profiles and a better quality of life (Agrawal et al. 2010). A randomized, double-blinded, placebo-controlled clinical trial depicts significant reducing effect on the metabolic and blood pressure of 56 patients with colorectal cancer who supplemented with *Agaricus sylvaticus* (Fortes et al. 2008). Patients supplemented with dried mushroom extracts of *A. sylvaticus* showed a significant reduction of fasting plasma glucose and total cholesterol compared with a placebo group (Fortes et al. 2008, 2009; Fortes and Carvalho Garbi Novaes 2011).

Commercially available mushroom products and dietary supplements

Highly purified compounds derived from medicinal mushrooms are now being used in much of Asia as pharmaceutical products in medicine. In addition, there is a emerging interest in beneficial effects of these compounds not only as pharmaceutical drugs but also as a novel class of supportive products with overall immune enhancement (Comillier et al. 2008; Hasan et al. 2009; Jiang and Sliva 2010; Jakopovich 2011). Constituents of these dietary supplements act as biological response modifiers in order to strengthen the natural defenses of individuals who are prone to recurrent infections and who are sensitive to allergens (Leung et al. 2006; NCI 2006; Carayol et al. 2010, 2013; Bobovcak et al. 2010). Most importantly they can minimize the side effects during risk periods, such as after radiotherapy and chemotherapy. In addition there is growing evidence for the effectiveness of using medical nutrition therapy in preventing and managing lifelong threatening chronic diseases such as diabetes cancers or cardiovascular diseases (Pastors 2003; Fortes et al. 2008; Hasan et al. 2009; Anonymous 2010; Igel et al. 2012).

Consumption of foods enclosed with medicinal properties is a cost effective means to achieve significant health benefits by preventing or altering the course of disease occurrence. A new concept arises with the modern science on foods in the pharma-nutrition interface; improve health or reduce disease risk has been progressively gaining interest (Eussen et al. 2011; Leal et al. 2013). Thus, incorporation of mushrooms as a daily food or as a supplement, containing many nutrients and bioactive substances, can assist in maintaining more normal cellular and immune function which helps in well

Table 3 Examples of marketed products of mushroom extracts with claimed biological activities

Product name ^a	Product function claim	Fungus/extract present	Web page
BIOIMMUNOGEN PSK-16™ - Polysaccharide Protein	Immunomodulating Support natural killer (NK) cell, T-cell, macrophage activity, and cytokine production	Blend of 16-Mushroom Complex	http://www.qualityahcc.com
BreastDefend™	Prevents inhibits proliferation and metastatic behavior of MDA-MB-231 invasive human breast cancer cells	Extracts from medicinal mushrooms (<i>Coriolus versicolor</i> , <i>Ganoderma lucidum</i> , <i>Phellinus linteus</i>),	Jiang et al. 2012
Breast-Mate®	Deliver targeted nutritional support specifically to breast cells and alternative treatment for cancer	<i>Phellinus linteus</i>	Sliva 2010 http://www.swansonvitamins.com/mushroom-wisdom-breast-mate-120-tabs
Coriolus-MRL	Enhance immunity and help to prevent chronic diseases	Mycelium and primordia (young fruit body) of <i>Coriolus versicolor</i>	http://www.mrlusa.com/products01.html Córdoba and Ríos 2012
Dr. Myco San products DIMEMYKON	Optimally regulate blood sugar levels and keep diabetes mellitus under control	Mixed of several mushroom species	www.mykosan.com Iakopovitch 2011
MycoPhyto® Complex	Cytostatic effects through the inhibition of cell proliferation and cell cycle arrest at the G2/M phase of highly invasive human breast cancer cells MDA-MB-231	A blend of mushroom mycelia from <i>Agaricus blazei</i> , <i>Cordyceps sinensis</i> , <i>Coriolus versicolor</i> , <i>Ganoderma lucidum</i> , <i>Grifola frondosa</i> and <i>Polyporus umbellatus</i> , and β -1,3-glucan isolated from <i>Saccharomyces cerevisiae</i> <i>Hericium erinaceus</i>	Jiang and Sliva 2010
Mycoformulas Memory	Promote healthy brain function and nervous system		http://mycoformulas.com/memory-mushroom-supplements.html
New Chapter® LifeShield® Immunity	Support the immune system, vitality, and overall wellness.	<i>Ganoderma lucidum</i> mycelium and fruiting bodies with combination of several other mushrooms	http://www.newchapter.com/mushrooms/lifeshield-immunity
ORIVEDA® Coriolus PSP extract	An excellent general immune supporter, adjuvant during anti-cancer therapy	PSP Extract <i>Trametes versicolor</i>	http://www.oriveda.com/coriolus_psp.php
Pleuran Immunoglukan P4H® capsules	Support the immune system	β -glucan from <i>Pleurotus ostreatus</i>	http://www.pleuran.com/
ReishiMax capsules	Inhibits adipocyte differentiation, stimulates glucose uptake and activates AMPK	Polysaccharides extracted from <i>Ganoderma lucidum</i>	Bergendiova et al. 2011; Bobovcak et al. 2010 Thyagarajan-Sahu et al. 2011

^aThe co-authors of the present paper have not confirmed these claims

Table 4 Examples of patented products of mushroom extracts with claimed biological properties

Claimed product / extract name	Biological activity	Patent Application No	Inventors
Food supplement prepared from <i>Grifola frondosa</i> , <i>Pleurotus eryngii</i> , <i>Herichium erinaceus</i>	Reducing blood sugar and regulating blood lipid levels	CN 101292726 A 20081029	Liu et al. 2008
Ganoderic acid T-amide derivative TLTO-A	Antitumor agent for inhibiting cancer cells and induce the apoptosis of tumor cells	CN102219822	Zhong et al. 2011
Method of eritadenine production in liquid phase fermentation of <i>Lentinus edodes</i>	Blood cholesterol reducing therapeutic agent	United States Patent 8053217	Berglund et al. 2011
Mushroom extracts from <i>Agaricus</i> spp <i>Herichium erinaceus</i> , and <i>Hypsizigus marmoreus</i>	Insulin secretion stimulators and health foods for prevention and therapy of diabetes mellitus	JP 2012077004A	Takeshi et al. 2012
Mushroom extract from <i>Herichium erinaceus</i>	Anti-dementia substance inhibit the neuronal toxicity of amyloid beta-peptide (A β) and induce the synthesis of nerve growth factor (NGF)	US2009274720 (A1)	Zhuang et al. 2009
Phytonutrient compositions prepared from <i>Agaricus bisporus</i> , <i>Lentinula edodes</i> , <i>Pleurotus ostreatus</i> and <i>Grifola frondosa</i>	Treatment of neurodegenerative diseases and radiation damage	WO2007US63984 20070314	Beelman et al. 2007
Terpenoid spiroketal compound from <i>Agaricus subrufescens</i> and related <i>Agaricus</i> spp.	Therapeutic potential on disease having Liver X Receptor (LXR) agonists activity	EP 2 468 253(A1)	Grothe et al. 2012

functioning of the whole body (Wachtel-Galor et al. 2004; Han et al. 2006; Cheung 2008; Borchers et al. 2008; Bobovcak et al. 2010; Jiang and Sliva 2010; Brennan et al. 2012). Examples of the available dietary supplements, commercial products developed from medicinal mushrooms that claim to provide beneficial effects in diseases prevention are shown in Table 3. Examples of patented mushroom extracts investigated in recent years are listed in Table 4.

Conclusion and future prospective

Since nature is the master chemist, bioactive compounds of natural origin have been the most consistent successful source for lead for new drugs. In this review, we have summarized the biological activities and chemical background of novel secondary metabolites and mushroom extracts which have been discovered in recent years. Moreover, a brief idea on commercially available mushroom products in the market sold as dietary supplements, functional foods and newly discovered patent products.

Today, the emergence of drug-resistant pathogens, drug-resistant cancer cells and occurrence of various side effects for the currently available drugs is an overwhelming problem of medical concern. There is an urgent need in exploration of novel compounds with natural origin and as well as further studies on exact mechanism of action of already identified compounds as they may have different modes of action targeting several sites (Strohl 2000; Wong et al. 2010; Clericuzio et al. 2012; Liu et al. 2012a, d; Yao et al. 2012).

According to recent research, many novel compounds from medicinal mushrooms and their respective biological activities have been identified (Khan and Tania 2012). Especially,

bioactivities on anti-oxidant, anti-tumor, anti-diabetic and anti-microbial effects have been extensively identified. These benefits are primarily due to the presence of low molecular weight metabolites including triterpenes, phenols, polyketides and high molecular weight polysaccharides, proteins and polysaccharide-protein complexes. Most of the studies here reviewed are relatively recent and have been based on in vitro studies or animal models. Few studies have been performed at the level of clinical trials in patients. Future studies should emphasis on the improvement in methodological quality and warrant further clinical research on the effects of these compounds (Standish et al. 2008; Ramberg et al. 2010; Jin et al. 2012; Lima et al. 2012; Roupas et al. 2012). In addition, expert knowledge on mycology, molecular biology, chemistry, and pharmacology should be integrated in order to search for better outcomes (Moran et al. 2007; Hansen et al. 2011; Woolston et al. 2011; Wawrzyn et al. 2012a, b).

Mushroom derived commercial products, dietary supplements, and nutritional foods with claimed biological activities and overall immune enhancers have been illustrated. Most of these products are recommended for adjuvant therapy or alternative mode of medicine but not for direct cure of any diseases. These can improve the comfort of patients' lives or prevent certain diseases or to support drug treatment in chronic diseases to reduce side effects. However, clearly defined protocols and medical standards on exact bioactive compounds and improved culture conditions should be incorporated in production, to ensure a level of quality control and reproducibility for clinical trials (Jasinghe et al. 2007; Tang et al. 2007; Papaspyridi et al. 2011, 2012; Nguyen et al. 2012; Maia et al. 2012; Wang et al. 2012a, b; Tepwong et al. 2012). In addition, despite of the claimed therapeutic potential of these products, intensive research in this area is still required

to meet the growing need for better therapeutics and drug leads.

It is well known that only a small fraction of the estimated fungal biodiversity worldwide has been investigated for bioactive compounds. Accordingly, more extensive collections of fungal species should be isolated, and correctly identified (Zhao et al. 2010, 2011; Chen et al. 2012; Wisitrassameewong et al. 2012a, b). Moreover, certain unique medicinal mushroom species are rare, endemic and restricted to certain small areas of the world. Therefore, identifying their ecological niches, conservation and sustainable harvest of these precious natural products is essential (Mortimer et al. 2012). Therefore, despite the promising published data, research on chemical investigation of mushroom species for bioactive metabolites, and search on their possible mechanism of action would satisfy the urging need for new therapies worldwide.

Acknowledgments This study was supported by the grant of the 1551 French-Thai cooperation PHC SIAM 2011 (project 25587RA) and the Mae Fah Luang University funded grant “Taxonomy, Phylogeny and cultivation of *Lentinus* species in northern Thailand” (MFU/54 1 01 02 00 48); and this study was financially supported by the project “Value added products from basidiomycetes: Putting Thailand’s biodiversity to use” (BRN049/2553) by the National Research Council of Thailand (NRCT) to study medicinal fungi; the National Research Council of Thailand (NRCT), project - Taxonomy, Phylogeny and cultivation of *Lentinus* species in northern Thailand (NRCT/55201020007); and the Thailand Research Fund grant - Taxonomy, Phylogeny and biochemistry of Thai Basidiomycetes (BRG 5580009). The authors would also like to acknowledge University Malaya research grants: CG037-2013 Phylogeny, taxonomy, relationships and biotechnological potential of sooty moulds and RG203-12SUS Isolation and structural elucidation of antimicrobial compounds for saprophytic and endophytic fungi of Peninsular Malaysia through bioassay guided fractionation of secondary metabolites extract.

References

- Abraham WR (2001) Bioactive Sesquiterpenes produced by fungi: are they useful for humans as well? *Curr Med Chem* 8:583–606
- Abrams DI, Couey P, Shade SB, Kelly ME, Kamanu-Elias N, Stamets P (2011) Antihyperlipidemic effects of *Pleurotus ostreatus* (oyster mushrooms) in HIV-infected individuals taking antiretroviral therapy. *BMC Complement Altern Med* 11:60. doi:10.1186/1472-6882-11-60
- Adams M, Christen M, Plitzko I, Zimmermann S, Brun R, Kaiser M, Hamburger M (2010) Antiplasmodial lanostanes from the *Ganoderma lucidum* mushroom. *J Nat Prod* 73:897–900
- Agrawal RP, Chopra A, Lavekar GS, Padhi MM, Srikanth N, Ota S, Jain S (2010) Effect of oyster mushroom on glycemia, lipid profile and quality of life in type 2 diabetic patients. *Aust J Med Herbalism* 22: 50–54
- Akata I, Ergonul B, Kalyoncu F (2012) Chemical compositions and antioxidant activities of 16 wild edible mushroom species grown in Anatolia. *Int J Pharmacol* 8:134–138
- Akihisa T, Uchiyama E, Kikuchi T, Tokuda H, Suzuki T, Kimura Y (2009) Anti-tumor-promoting effects of 25-methoxyporicic acid A and other triterpene acids from *Poria cocos*. *J Nat Prod* 72: 1786–1792
- Alam N, Amin R, Khan A, Ara I, Shim MJ, Lee MW, Lee TS (2008) Nutritional analysis of cultivated mushrooms in Bangladesh: *Pleurotus ostreatus*, *Pleurotus sajor-caju*, *Pleurotus florida* and *Calocybe indica*. *Mycobiology* 36:228–232
- Alam N, Yoon KN, Lee KR, Shin PG, Cheong JC, Yoo YB, Shim MJ, Lee MW, Lee UY, Lee TS (2010) Antioxidant activities and tyrosinase inhibitory effects of different extracts from *Pleurotus ostreatus* fruiting bodies. *Mycobiology* 38:295–301
- Alarcón J, Aguila S (2006) Lovastatin production by *Pleurotus ostreatus*: effects of the C:N ratio. *Z Naturforsch C* 61(1–2):95–98
- Alexandre J, Raymond E, Kaci MO, Brain EC, Lokiec FO, Kahatt C, Faivre S, Yovine A (2004) Phase I and pharmacokinetic study of irofulven administered weekly or biweekly in advanced solid tumor patients. *Clin Cancer Res* 10:3377–3385
- Alexandre J, Kahatt C, Bertheault-Cvitkovic F, Faivre S, Shibata S, Hilgers W, Goldwasser F, Lokiec F, Raymond E, Weems G, Shah A, MacDonald JR, Cvitkovic E (2007) A phase I and pharmacokinetic study of irofulven and capecitabine administered every 2 weeks in patients with advanced solid tumors. *Invest New Drugs* 25:453–462
- Alfadda AA, Sallam RM (2012) Reactive oxygen species in health and disease. *J Biomed Biotechnol*. doi:10.1155/2012/936486 (ID 936486, 14 pages)
- Ali MK, Bullard KM, Imperatore G, Barker L, Gregg EW (2012) Characteristics associated with poor glycemic control among adults with self-reported diagnosed diabetes—National health and nutrition examination survey, United States, 2007–2010. *MMWR Morb Mortal Wkly Rep* 61(2):32–37
- Alonso A, Zaidi T, Novak M, Grundke-Iqbal I, Iqbal K (2001) Hyperphosphorylation induces self-assembly of tau into tangles of paired helical filaments/straight filaments. *Proc Natl Acad Sci U S A* 98(12):6923–6928
- Alves MJ, Ferreira IC, Dias J, Teixeira V, Martins A, Pintado M (2012a) A review on antimicrobial activity of mushroom (Basidiomycetes) extracts and isolated compounds. *Planta Med* 78(16):1707–1718
- Alves MJ, Ferreira IC, Martins A, Pintado M (2012b) Antimicrobial activity of wild mushroom extracts against clinical isolates resistant to different antibiotics. *J Appl Microbiol* 113(2):466–475
- Aly AH, Debbab A, Kjer J, Proksch P (2010) Fungal endophytes from higher plants: a prolific source of phytochemicals and other bioactive natural products. *Fungal Divers* 41:1–16
- Aly AH, Debbab A, Proksch P (2011) Fifty years of drug discovery from fungi review. *Fungal Divers* 50:3–19
- Ameri A, Vaidya JG, Deokule SS (2011) In vitro evaluation of anti-staphylococcal activity of *Ganoderma lucidum*, *Ganoderma praelongum* and *Ganoderma resinaceum* from Pune, India. *Afr J Microbiol Res* 5(3):328–333
- Anand P, Kunnumakara AB, Sundaram C, Harikumar KB, Tharakan ST, Lai OS, Sung B, Aggarwal BB (2008) Cancer is a preventable disease that requires major lifestyle changes. *Pharm Res* 25:2097–2116
- Anderson JW (2009) All fibers are not created equal. *J Med* 2(2):87–91
- Andrade RJ, Tulkens PM (2011) Hepatic safety of antibiotics used in primary care. *J Antimicrob Chemother* 66(7):1431–1446
- Anonymous (2008) Alzheimer’s Association. 2008 Alzheimer’s disease facts and figures. *Alzheimers Dement* 4:110–133
- Anonymous (2010) Position of the American dietetic association: integration of medical nutrition therapy and pharmacotherapy. *J Am Diet Assoc* 110:950–956
- Anthony MP, Burrows JN, Duparc S, Moehrle JJ, Wells TNC (2012) The global pipeline of new medicines for the control and elimination of malaria. *Malar J* 11:316. doi:10.1186/1475-2875-11-316
- Arpha K, Phosri C, Suwannasai N, Mongkolthanaruk W, Sodngam S (2012) Atrastodoric acids A-D: new lanostane triterpenes from edible mushroom *Astraeus odoratus* and their anti-*Mycobacterium tuberculosis* H37Ra and cytotoxic activity. *J Agric Food Chem* 60(39): 9834–9841

- Aryantha NP, Kusmaningati S, Sutjiatmo AB, Sumartini Y, Nursidah A, Narvikasari S (2010) The effect of *Laetiporus* sp. (Bull. ex Fr.) Bond. et Sing. (*Polyporaceae*) extract on total blood cholesterol level. *Biotechnology* 9:312–318
- Asada C, Asakawa A, Sasaki C, Nakamura Y (2011) Characterization of the steam-exploded spent Shiitake mushroom medium and its efficient conversion to ethanol. *Bioresour Technol* 102(21):10052–10056
- Atli B, Yamac M (2012) Screening of medicinal higher basidiomycetes mushrooms from turkey for lovastatin production. *Int J Med Mushrooms* 14(2):149–159
- Ayala-Zavala JF, Silva-Espinoza BA, Cruz-Valenzuela MR, Villegas-Ochoa MA, Esqueda M, González-Aguilar GA, Calderón-López Y (2012) Antioxidant and antifungal potential of methanol extracts of *Phellinus* spp. from Sonora, Mexico. *Rev Iberoam Micol* 29(3):132–138
- Ayodele SM, Okhuoya JA (2009) Nutritional and phytochemical evaluation of cultivated *Psathyrella atroumbonata* Pegler, a Nigerian edible mushroom. *S Afr J Sci* 105(3–4):158–160
- Badole SL, Shah SN, Patel NM, Thakurdesai PA, Bodhankar SL (2006) Hypoglycemic activity of aqueous extract of *Pleurotus pulmonarius* in alloxan-induced diabetic mice. *Pharm Biol* 44:421–425
- Bao X, Duan J, Fang X, Fang J (2001) Chemical modifications of the (1→3)- α -D-glucan from spores of *Ganoderma lucidum* and investigation of their physicochemical properties and immunological activity. *Carbohydr Res* 336:127–140
- Barrios-García HB, Guizarnotegui-Blanco JA, Zapata-Campos CC, Almazan-García C, Gonzalez-Alanis P, Villareal-Pena R, Hernandez-Jarguin A, Miranda-Hernandez DU, Martinez-Burnes J (2012) Identification of *Mycobacterium tuberculosis* complex by histopathology and PCR in white-tailed deer (*Odocoileus virginianus*) in Tamaulipas, Mexico. *J Anim Vet Adv* 11(7):1036–1040
- Barros L, Calhella RC, Vaz JA, Ferreira ICFR, Baptista P, Estevinho LM (2007) Antimicrobial activity and bioactive compounds of Portuguese wild edible mushrooms methanolic extracts. *Eur Food Res Technol* 225:151–156
- Batista R, Silva ADJ, de Oliveira AB (2009) Plant-derived antimalarial agents: new leads and efficient phytomedicines. Part II: non-alkaloidal natural products. *Molecules* 14:3037–3072
- Becker DJ, Gordon RY, Halbert SC, French B, Morris PB, Rader DJ (2009) Red yeast rice for dyslipidemia in statin-intolerant patients: a randomized trial. *Ann Intern Med* 150:830–839
- Benzie IF (2003) Evolution of dietary antioxidants. *Comp Biochem Physiol A Mol Integr Physiol* 136(1):113–126
- Bergendiova K, Tibenska E, Majtan J (2011) Pleuran (β -glucan from *Pleurotus ostreatus*) supplementation, cellular immune response and respiratory tract infections in athletes. *Eur J Appl Physiol* 111(9):2033–2040
- Bhattarai G, Lee YH, Lee NH, Lee IK, Yun BS, Hwang PH, Yi HK (2012) Fomitopsis-K from *Fomitopsis nigra* induces apoptosis of human oral squamous cell carcinomas (YD-10B) via mitochondrial signaling pathway. *Biol Pharm Bull* 35(10):1711–1719
- Biggerstaff KD, Wooten JS (2004) Understanding lipoproteins as transporters of cholesterol and other lipids. *Adv Physiol Educ* 28(1–4):105–106
- Blackwell M (2011) The fungi: 1, 2, 3 ... 5.1 million species? *Am J Bot* 98(3):426–438
- Bobek P, Ondreicka R, Klvanova J, Ozdin L (1994) Oyster mushroom (*Pleurotus ostreatus*) decreases serum and liver cholesterol and increase cholesterol 7 β -hydroxylase activity and fecal excretion of neutral sterols and bile acids in hypercholesterolemic rats. *Nutr Res* 14:1689–1699
- Bobek P, Hromadova M, Ozdin L (1995) Oyster mushroom (*Pleurotus ostreatus*) reduces the activity of 3-hydroxy-3-methylglutaryl CoA reductase in rat liver microsomes. *Experientia* 51:589–591
- Bobek P, Ozdin L, Galbavy S (1998) Dose- and time-dependent hypocholesterolemic effect of oyster mushroom (*Pleurotus ostreatus*) in rats. *Nutrition* 14:282–2826
- Bobovcak M, Kuniakova R, Gabriz J, Majtan J (2010) Effect of Pleuran (β -glucan from *Pleurotus ostreatus*) supplementation on cellular immune response after intensive exercise in elite athletes. *Appl Physiol Nutr Metab* 35(6):755–762
- Borchers AT, Krishnamurthy A, Keen CL, Meyers FJ, Gershwin ME (2008) The immunobiology of mushrooms. *Exp Biol Med* (Maywood) 233:259–276
- Boucher HW, Corey GR (2008) Epidemiology of methicillin-resistant *Staphylococcus aureus*. *Clin Infect Dis* 46(5):S344–S349
- Boucher HW, Talbot GH, Bradley JS, Edwards JE, Gilbert D, Rice LB, Scheld M, Spellberg B, Bartlett J (2009) Bad bugs, no drugs: no ESKAPE! An update from the infectious diseases society of America. *Clin Infect Dis* 48(1):1–12
- Brakhage AA (2013) Regulation of fungal secondary metabolism. *Nat Rev Microbiol* 11(1):21–32
- Brennan MA, Derbyshire E, Tiwari BK, Brennan CS (2012) Enrichment of extruded snack products with coproducts from chestnut mushroom (*Agrocybe aegerita*) production: interactions between dietary fiber, physicochemical characteristics, and glycemic load. *J Agric Food Chem* 60:4396–4401
- Carayol M, Grosclaude P, Delpierre C (2010) Prospective studies of dietary alpha-linolenic acid intake and prostate cancer risk: a meta-analysis. *Cancer Causes Control* 21(3):347–355
- Carayol M, Bernard P, Boiché J, Riou F, Mercier B, Cousson-Gélie F, Romain AJ, Delpierre C, Ninot G (2013) Psychological effect of exercise in women with breast cancer receiving adjuvant therapy: what is the optimal dose needed? *Ann Oncol* 24(2):291–300
- Cassels BK, Asencio M (2011) Anti-HIV activity of natural triterpenoids and hemisynthetic derivatives 2004–2009. *Phytochem Rev* 10:545–564
- CDC Centers for Disease control and prevention (2011) Chronic disease prevention and health promotion. Cancer addressing the cancer burden at a glance 2011. <http://www.cdc.gov/nccdphp/publications/aag/dcpc.htm>
- Celermajer DS, Chow CK, Marijon E, Anstey NM, Woo KS (2012) Cardiovascular disease in the developing world: prevalences, patterns, and the potential of early disease detection. *J Am Coll Cardiol* 60(14):1207–1216
- Centko RM, Ramón-García R, Taylor T, Patrick BO, Thompson CJ, Miao VP, Andersen RJ (2012) Ramariolides A–D, antimycobacterial butenolides isolated from the mushroom *Ramaria cystidiophora*. *J Nat Prod* 75:2178–2182
- Chang UM, Li CH, Lin LI, Huang CP, Kan LS, Lin SB (2006) Ganoderiol F, a *Ganoderma* triterpene, induces senescence in hepatoma HepG2 cells. *Life Sci* 79:1129–1139
- Chen DH, Chen WKD (2003) Determination of ganoderic acids in triterpenoid constituents of *Ganoderma tsugae*. *J Food Drug Anal* 11:195–201
- Chen J, Seviour R (2007) Medicinal importance of fungal β -(1→3), (1→6) glucans. *Mycol Res* 111:635–652
- Chen CC, Shiao YJ, Lin RD, Shao YY, Lai MN, Lin CC, Ng LT, Kuo YH (2006) Neuroprotective diterpenes from the fruiting body of *Antrodia camphorata*. *J Nat Prod* 69:689–691
- Chen NH, Liu JW, Zhong JJ (2008) Ganoderic acid Me inhibits tumor invasion through down-regulating matrix metalloproteinases 2/9 gene expression. *J Pharmacol Sci* 108:212–216
- Chen H, Lu X, Qu Z, Wang Z, Zhang L (2010) Glycosidase inhibitory activity and antioxidant properties of a polysaccharide from mushroom *Inonotus obliquus*. *J Food Biochem* 34:178–191
- Chen G, Luo YC, Ji BP, Li B, WeiSu W, Xiao ZL, Zhang GZ (2011) Hypocholesterolemic effects of *Auricularia auricula* ethanol extract in ICR mice fed a cholesterol-enriched diet. *J Food Sci Technol* 48(6):692–698

- Chen J, Zhao RL, Karunarathna SC, Callac P, Raspe O, Bahkali AH, Hyde KD (2012) *Agaricus megalosporus*: a new species in section *Minores*. *Cryptog Mycol* 33(2):145–155
- Cheng CR, Yue QX, Wu ZY, Song XY, Tao SJ, Wu XH, Xu PP, Liu X, Guan SH, Guo DA (2010) Cytotoxic triterpenoids from *Ganoderma lucidum*. *Phytochemistry* 71:1579–1585
- Cheng YW, Chen YI, Tzeng CY, Chen HC, Tsai CC, Lee YC, Lin JG, Lai YK, Chang SL (2012) Extracts of *Cordyceps militaris* lower blood glucose via the stimulation of cholinergic activation and insulin secretion in normal rats. *Phytother Res* 26(8):1173–1177
- Cheung PC (2008) Mushrooms as functional foods. Wiley, New Jersey. 1: 268 pp
- Chin SK, Law CL, Cheng PG (2011) Effect of drying on crude ganoderic acids and water soluble polysaccharides content in *Ganoderma lucidum*. *Int J Pharm Pharm Sci* 3:38–43
- Christen Y (2000) Oxidative stress and Alzheimer disease. *Am J Clin Nutr* 71:621S–629S
- Clericuzio M, Cassino C, Corana F, Vidari G (2012) Terpenoids from *Russula lepida* and *R. amarissima* (Basidiomycota, *Russulaceae*). *Phytochemistry* 84:154–159
- Corbett EL, Watt CJ, Walker N, Maher D, Williams BG, Raviglione MC, Dye C (2003) The growing burden of tuberculosis: global trends and interactions with the HIV epidemic. *Arch Intern Med* 163:1009–1021
- Córdoba KAM, Ríos AH (2012) Biotechnological applications and potential uses of the mushroom *Trametes versicolor*. *Vitae, revista de la facultad de química farmacéutica* 19(1):70–76
- Cornillier Y, Korsia-Meffre S, Senard S (2008) Le guide des compléments alimentaires. Ed. Vidal, 294 p
- Dai YC (2010) *Hymenochaetaceae* (Basidiomycota) in China. *Fungal Divers* 45:131–343
- Dai H, Han XQ, Gong FY, Dong H, Tu PF, Gao XM (2012) Structure elucidation and immunological function analysis of a novel β -glucan from the fruit bodies of *Polyporus umbellatus* (Pers.) Fries. *Glycobiology* 22(12):1673–1683
- Davies KJ (2000) Oxidative stress, antioxidant defenses, and damage removal, repair, and replacement systems. *IUBMB Life* 50(4–5): 279–289
- De Clercq E, Field HJ (2006) Antiviral prodrugs—the development of successful prodrug strategies for antiviral chemotherapy. *Br J Pharmacol* 147:1–11
- De Silva DD, Rapior S, Fons F, Bahkali AH, Hyde KD (2012a) Medicinal mushrooms in supportive cancer therapies: an approach to anticancer effects and putative mechanisms of action—a review. *Fungal Divers* 55:1–35
- De Silva DD, Rapior S, Hyde KD, Bahkali AH (2012b) Medicinal mushrooms in prevention and control of diabetes mellitus—a review. *Fungal Divers* 56:1–29
- Debbab A, Aly AH, Proksch P (2011) Bioactive secondary metabolites from endophytes and associated marine derived fungi. *Fungal Divers* 49:1–12
- Debbab A, Aly AH, Proksch P (2012) Endophytes and associated marine derived fungi—ecological and chemical perspectives. *Fungal Divers* 57:45–83
- DeChristopher BA, Loy BA, Marsden MD, Schrier AJ, Zack JA, Wender PA (2012) Designed, synthetically accessible bryostatin analogues potentially induce activation of latent HIV reservoirs in vitro. *Nat Chem* 4:705–710
- Devasagayam TP, Tilak JC, Bloor KK, Sane KS, Ghaskadbi SS, Lele RD (2004) Free radicals and antioxidants in human health: current status and future prospects. *J Assoc Phys India* 52:794–804
- Deyrup ST, Gloer JB, O'Donnell K, Wicklow DT (2007) Kolokosides A–D: triterpenoid glycosides from a Hawaiian isolate of *Xylaria* sp. *J Nat Prod* 70(3):378–382
- Ding Z, Wang W, Wang F, Wang Q, Zhang K (2012) Polysaccharides production by submerged fermentation of *Coprinus comatus* and their inhibitory effects on non-enzymatic glycosylation. *J Med Plants Res* 6:1375–1381
- Dings RPM, Laar ESV, Webber J, Zhang Y, Griffin RJ, Waters SJ, MacDonald JR, Mayo KH (2008) Ovarian tumor growth regression using a combination of vascular targeting agents anginex or topomimetic 0118 and the chemotherapeutic irinotecan. *Cancer Lett* 265:270–280
- Duyckaerts C, Delatour B, Potier MC (2009) Classification and basic pathology of Alzheimer's disease. *Acta Neuropathol* 118:5–36
- Eckel RH, Kahn R, Robertson RM, Rizza RA (2006) Preventing cardiovascular disease and diabetes: a call to action from the American diabetes association and the American heart association. *Diabetes Care* 29(7):1697–1699
- El Dine RS, El Halawany AM, Ma C-M, Hattori M (2008) Anti-HIV-1 protease activity of lanostane triterpenes from the vietnamese mushroom *Ganoderma colossum*. *J Nat Prod* 71:1022–1026
- Engels B, Heinig U, Grothe T, Stadler M, Jennewein S (2011) Cloning and characterization of an *Armillaria gallica* cDNA encoding protoilludene synthase, which catalyzes the first committed step in the synthesis of antimicrobial melleolides. *J Biol Chem* 286:6871–6878
- Enman J, Rova U, Berglund KA (2007) Quantification of the bioactive compound eritadenine in selected strains of shiitake mushroom (*Lentinus edodes*). *J Agric Food Chem* 55(4):1177–1180
- Enman J, Hodge D, Berglund KA, Rova U (2008) Production of the bioactive compound eritadenine by submerged cultivation of shiitake (*Lentinus edodes*) mycelia. *J Agric Food Chem* 56(8):2609–2612
- Enman J, Hodge D, Berglund KA, Rova U (2012) Growth promotive conditions for enhanced eritadenine production during submerged cultivation of *Lentinus edodes*. *J Chem Technol Biotechnol* 87(7): 903–907
- Erkel G, Anke T (2008) Products from Basidiomycetes? Chapter 11. *Biotechnology set*, 2nd edn. Wiley, New York, pp 490–526
- Eussen SRBM, Verhagen H, Klungel OF, Garssen J, van Loveren H, van Kranen HJ, Rompelberg CJ (2011) Functional foods and dietary supplements: products at the interface between pharma and nutrition. *Eur J Pharmacol* 668:S2–S9
- Fang YZ, Yang S, Wu G (2002) Free radicals, antioxidants, and nutrition. *Nutrition* 18(10):872–879
- Fatmawati S, Shimizu K, Kondo R (2011) Ganoderol B: A potent α -glucosidase inhibitor isolated from the fruiting body of *Ganoderma lucidum*. *Phytomedicine* 18(12):1053–1055
- Ferreira IC, Barros L, Abreu RM (2009) Antioxidants in wild mushrooms. *Curr Med Chem* 16(12):1543–1560
- Ferreira ICFR, Vaz JA, Vasconcelos MH, Martins A (2010) Compounds from wild mushrooms with antitumor potential. *Anticancer Agents Med Chem* 10:424–436
- Fisher K, Phillips C (2009) The ecology, epidemiology and virulence of *Enterococcus*. *Microbiology* 155:1749–1757
- Fortes RC, Carvalho Garbi Novaes MR (2011) The effects of *Agaricus sylvaticus* fungi dietary supplementation on the metabolism and blood pressure of patients with colorectal cancer during post surgical phase. *Nutr Hosp* 26:176–186
- Fortes RC, Recôva VL, Melo AL, Novaes MRCG (2008) Effects of dietary supplementation with medicinal fungus in fasting glycemia levels of patients with colorectal cancer: a randomized, double-blind, placebo-controlled clinical study. *Nutr Hosp* 23:591–598
- Fortes RC, Novaes MRCG, Recôva VL, Melo AL (2009) Immunological, hematological, and glycemia effects of dietary supplementation with *Agaricus sylvaticus* on patients' colorectal cancer. *Exp Biol Med* 234(1):53–62
- Foster HD (2007) A role for the antioxidant defense system in preventing the transmission of HIV. *Med Hypotheses* 69:1277–1280
- Francia C, Rapior S, Courtecuisse R, Siroux Y (1999) Current research findings on the effects of selected mushrooms on cardiovascular diseases. *Int J Med Mushrooms* 1:169–172

- Francia C, Fons F, Pouchet P, Rapior S (2007) Activités biologiques des champignons: utilisations en médecine traditionnelle. *Ann Soc Hort Histoire Nat Hérault* 147:77–88
- Franks LM (1997) Prostatic cancer: future prospects for diagnosis and screening. *Brit J Urol* 79:107–108
- Gallo A, Ferrara M, Perrone G (2013) Phylogenetic study of polyketide synthases and nonribosomal peptide synthetases involved in the biosynthesis of mycotoxins. *Toxins* 5:717–742
- Gamo FJ, Sanz LM, Vidal J, de Cozar C, Alvarez E, Lavandera JL, Vanderwall DE, Green DVS, Kumar V, Hasan S, Brown JR, Peishoff CE, Cardon LR, Garcia-Bustos JF (2010) Thousands of chemical starting points for antimalarial lead identification. *Nature* 465:305–310
- Gazzani G, Daglia M, Papetti A (2011) Food components with anticaries activity. *Curr Opin Biotechnol* 23:153–159
- Ghaly IS, Ahmed ES, Booles HF, Farag IM, Nada SA (2011) Evaluation of antihyperglycemic action of oyster mushroom (*Pleurotus ostreatus*) and its effect on DNA damage, chromosome aberrations and sperm abnormalities in streptozotocin-induced diabetic rats. *Global Vet* 7(6):532–544
- Gilardoni G, Clericuzio M, Tosi S, Zanoni G, Vidari G (2007) Antifungal acylcyclopentenenediones from fruiting bodies of *Hygrophorus chrysodon*. *J Nat Prod* 70(1):137–139
- Gill M, Steglich W (1987) Progress in the chemistry of organic natural products. *Fortschr Chem Org Naturst* 51:88–99
- Ginsberg AM (2010) Drugs in development for tuberculosis. *Drugs* 70(17):2201–2214
- Gregerson LN, McMorris TC, Siegel JS, Baldrige KK (2003) Ab initio structure/reactivity investigations of illudin-based antitumor agents: a model for reaction *in vivo*. *Helvet Chim Acta* 86(12):4133–4151
- Guillamón E, García-Lafuente A, Lozano M, Moro C, Palacios I, D'Arrigo M, Martínez JA, Villares A (2011) Mushroom proteins potential therapeutic agents. *Agro Food Industry Hi-Tech* 22:42–44
- Gunde-Cimerman N (1999) Medicinal value of the genus *Pleurotus* (Fr.) P. Karst. (Agaricales S.I., Basidiomycetes). *Int J Med Mushrooms* 1: 69–80
- Gunde-Cimerman N, Plemenitas A (2001) Hypocholesterolemic activity of the genus *Pleurotus* (Fr.) Karst. (Agaricales s.l., Basidiomycetes). *Int J Med Mushrooms* 3(4):395–397
- Guo H, Sun B, Gao H, Chen X, Liu S, Yao X, Liu X, Che Y (2009) Diketopiperazines from the *Cordyceps*-colonizing fungus *Epicoccum nigrum*. *J Nat Prod* 72(12):2115–2119
- Hagopian WA, Erlich H, Lernmark A, Rewers M, Ziegler AG, Simell O, Akolkar B, Vogt R, Ilonen J (2011) The environmental determinants of diabetes in the young (TEDDY): genetic criteria and international diabetes risk screening of 421 000 infants. *Pediatr Diabetes* 12:733–743
- Halliwell B (2006) Reactive species and antioxidants: redox biology is a fundamental theme of aerobic life special issue on reactive oxygen species. *Plant Physiol* 41(2):312–322
- Halliwell B (2012) Free radicals and antioxidants: updating a personal view. *Nutr Rev* 70(5):257–265
- Hamed A, Ghanati F, Vahidi H (2012) Study on the effects of different culture conditions on the morphology of *Agaricus blazei* and the relationship between morphology and biomass or EPS production. *Ann Microbiol* 62(2):699–707
- Han SB, Lee CW, Kang JS, Yoon YD, Lee KH, Lee K, Park SK, Kim HM (2006) Acidic polysaccharide from *Phellinus linteus* inhibits melanoma cell metastasis by blocking cell adhesion and invasion. *Int Immunopharmacol* 6:697–702
- Handa N, Yamada T, Tanaka R (2010) An unusual lanostane-type triterpenoid, spiroinonotsuoxodiol, and other triterpenoids from *Inonotus obliquus*. *Phytochemistry* 71(14–15):1774–1779
- Hansen BG, Genée HJ, Kaas CS, Nielsen JB, Regueira TB, Mortensen UH, Frisvad JC, Patil KR (2011) A new class of IMP dehydrogenase with a role in self-resistance of mycophenolic acid producing fungi. *BMC Microbiol* 11:202. doi:10.1186/1471-2180-11-202
- Hansen MB, Jensen ML, Carstensen B (2012) Causes of death among diabetic patients in Denmark. *Diabetologia* 55:294–302
- Hao M, Head WS, Gunawardana SC, Hasty AH, Piston DW (2007) Direct effect of cholesterol on insulin secretion; a novel mechanism for pancreatic β -cell dysfunction. *Diabetes* 56:2328–2338
- Harikrishnan R, Balasundaram C, Heo MS (2011) Diet enriched with mushroom *Phellinus linteus* extract enhances the growth, innate immune response, and disease resistance of kelp grouper, *Epinephelus bruneus* against vibriosis. *Fish Shellfish Immunol* 30(1):128–134
- Harikrishnan R, Balasundaram C, Heo MS (2012) Effect of *Inonotus obliquus* enriched diet on hematology, immune response, and disease protection in kelp grouper, *Epinephelus bruneus* against *Vibrio harveyi*. *Aquaculture* 344–349:48–53
- Hasan SS, Ahmed SI, Bukhari NI, Loon WC (2009) Use of complementary and alternative medicine among patients with chronic diseases at outpatient clinics. *Complement Ther Clin Pract* 15(3):152–157
- He PX, Geng LJ, Wang JZ, Wang Z, Mao DB, Xu CP (2012) Purification, characterization and bioactivity of an extracellular polysaccharide produced from *Phellinus igniarius*. *Ann Microbiol* 62(4):1697–1707
- Helena SA, Barros L, Sousa MJ, Martins A, Santos-Buelga C, Ferreira ICFR (2011) Targeted metabolites analysis in wild *Boletus* species. *LWT - Food Sci Technol* 44(6):1343–1348
- Hilgers W, Faivre S, Chieze S, Alexandre J, Lokiec F, Goldwasser F, Raymond E, Kahatt C, Taamma A, Weems G, MacDonald JR, Misset JL, Cvitkovic E (2006) A phase I and pharmacokinetic study of irifolven and cisplatin administered in a 30-min infusion every two weeks to patients with advanced solid tumors. *Invest New Drugs* 24:311–319
- Hossain S, Hashimoto M, Choudhury EK, Alam N, Hussain S, Hasan M, Choudhury SK, Mahmud I (2003) Dietary mushroom (*Pleurotus ostreatus*) ameliorates atherogenic lipid in hypercholesterolaemic rats. *Clin Exp Pharmacol Physiol* 30(7):470–475
- Hsu YL, Kuo PL, Cho CY, Ni WC, Tzeng TF, Ng LT, Kuo YH, Lin CC (2007) *Antrodia cinnamomea* fruiting bodies extract suppresses the invasive potential of human liver cancer cell line PLC/PRF/5 through inhibition of nuclear factor kappaB pathway. *Food Chem Toxicol* 45(7):1249–1257
- Hu SH, Wang JC, Lien JL, Liaw ET, Lee MY (2006a) Antihyperglycemic effect of polysaccharide from fermented broth of *Pleurotus citrinopileatus*. *Appl Microbiol Biotechnol* 70:107–113
- Hu SH, Liang ZC, Chia YC, Lien JL, Chen KS, Lee MY, Wang JC (2006b) Antihyperlipidemic and antioxidant effects of extracts from *Pleurotus citrinopileatus*. *J Agric Food Chem* 54:2103–2110
- Huang CF (2007) Effect of *Monascus purpureus* went rice on lowering lipid ratios in hypercholesterolemic patients. *Eur J Cardiovasc Prev Rehabil* 14(3):438–440
- Huang NK, Cheng JY, Lai WL, Lu MK (2005) *Antrodia camphorata* prevents rat pheochromocytoma cells from serum deprivation-induced apoptosis. *FEMS Microbiol Lett* 244(1):213–219
- Huang GJ, Yang CM, Chang YS, Amagaya S, Wang HC, Hou WC, Huang SS, Hu ML (2010a) Hispolon suppresses SK-Hep1 human hepatoma cell metastasis by inhibiting matrix metalloproteinase-2/9 and urokinase-plasminogen activator through the PI3K/Akt and ERK signaling pathways. *J Agric Food Chem* 58(17):9468–9475
- Huang WY, Cai YZ, Zhang Y (2010b) Natural phenolic compounds from medicinal herbs and dietary plants: potential use for cancer prevention. *Nutr Cancer* 62(1):1–20
- Huang GJ, Hsieh WT, Chang HY, Huang SS, Lin YC, Kuo YH (2011) α -Glucosidase and aldose reductase inhibitory activities from the fruiting body of *Phellinus merrillii*. *J Agric Food Chem* 59:5702–5706

- Hyde KD (2001) Where are the missing fungi; does Hong Kong have any answers. *Mycol Res* 105:1514–1518
- Igel LI, Powell AG, Apovian CM, Aronne LJ (2012) Advances in medical therapy for weight loss and the weight-centric management of type 2 diabetes mellitus. *Curr Atheroscler Rep* 14:60–69
- Isaac S (1997) Fungi naturally form many diverse biochemical products, some of which are now commercially important; how and why do they do this? *Mycol Answers* 11:182–183
- Isaka M, Tanticharoen M, Kongsaree P, Thebtaranonth Y (2001) Structures of cordypyrindones A–D, antimalarial N-hydroxy- and N-methoxy-2-pyrindones from the insect pathogenic fungus *Cordyceps nipponica*. *J Org Chem* 66(14):4803–4808
- Isaka M, Srisanoh U, Lartpormmatulee N, Boonruangprapa T (2007) ES-242 derivatives and cycloheptapeptides from *Cordyceps* sp. strains BCC 16173 and BCC 16176. *J Nat Prod* 70(10):1601–1604
- Isaka M, Srisanoh U, Choowong W, Boonpratuang T (2011) Sterostreins A–E, new terpenoids from cultures of the Basidiomycete *Stereum ostrea* BCC 22955. *Org Lett* 13(18):4886–4889
- Isaka M, Srisanoh U, Sappan M, Supothina S, Boonpratuang T (2012) Sterostreins F–O, illudalanes and norilludalanes from cultures of the basidiomycete *Stereum ostrea* BCC 22955. *Phytochemistry* 79:116–120
- Isaka M, Chinthanom P, Kongthong S, Srichomthong K, Choeyklin R (2013) Lanostane triterpenes from cultures of the Basidiomycete *Ganoderma orbiforme* BCC 22324. *Phytochemistry* 87:133–139
- Iwalokun BA, Usen UA, Otunba AA, Olukoya DK (2007) Comparative phytochemical evaluation, antimicrobial and antioxidant properties of *Pleurotus ostreatus*. *Afr J Biotechnol* 6(15):1732–1739
- Jakopovich I (2011) New dietary supplements from medicinal mushrooms: Dr Myko San—a registration report. *Int J Med Mushrooms* 13:307–313
- Jang JS, Lee JS, Lee JH, Kwon DS, Lee KE, Lee SY, Hong EK (2010) Hispidin produced from *Phellinus linteus* protects pancreatic β -cells from damage by hydrogen peroxide. *Arch Pharm Res* 33:853–861
- Jasinghe VJ, Perera CO, Sablani SS (2007) Kinetics of the conversion of ergosterol in edible mushrooms. *J Food Eng* 79:864–869
- Jaturapat A, Isaka M, Hywel-Jones NL, Lertwerawat Y, Kamchonwongpaisan S, Kirtikara K, Tanticharoen M, Thebtaranonth Y (2001) Bioxanthracenes from the insect pathogenic fungus *Cordyceps pseudomilitaris* BCC 1620. I. Taxonomy, fermentation, isolation and antimalarial activity. *J Antibiot* 54:29–35
- Jemal A, Siegel R, Ward E, Hao Y, Xu J, Thun MJ (2009) Cancer statistics 2009. *Cancer J Clin* 59:225–249
- Jeon S, Bose S, Hur J, Jun K, Kim YK, Cho KS, Koo BS (2011) A modified formulation of Chinese traditional medicine improves memory impairment and reduces A β level in the Tg-APPswe/PS1dE9 mouse model of Alzheimer's disease. *J Ethnopharmacol* 137(1):783–789
- Jeong SC, Jeong YT, Yang BK, Islam R, Koyyalamudi SR, Pang G, Cho KY, Song CH (2010) White button mushroom (*Agaricus bisporus*) lowers blood glucose and cholesterol levels in diabetic and hypercholesterolemic rats. *Nutr Res* 30(1):49–56
- Jeong JW, Jin CY, Park C, Hong SH, Kim GY, Jeong YK, Lee JD, Yoo YH, Choi YH (2011) Induction of apoptosis by cordycepin via reactive oxygen species generation in human leukemia cells. *Toxicol in Vitro* 25:817–824
- Jiang J, Sliva D (2010) Novel medicinal mushroom blend suppresses growth and invasiveness of human breast cancer cells. *Int J Oncol* 37(6):1529–1536
- Jiang J, Grieb B, Thyagarajan A, Sliva D (2008) Ganoderic acids suppress growth and invasive behavior of breast cancer cells by modulating AP-1 and NF- κ B signaling. *Int J Mol Med* 21(5):577–584
- Jiang MY, Zhang L, Liu R, Dong ZJ, Liu JK (2009) Speciosins A–K, oxygenated cyclohexanoids from the basidiomycete *Hexagonia speciosa*. *J Nat Prod* 72(8):1405–1409
- Jiang MY, Li Y, Wang F, Liu JK (2011a) Isoprenylated cyclohexanoids from the basidiomycete *Hexagonia speciosa*. *Phytochemistry* 72:923–928
- Jiang Y, Wong JH, Fu M, Ng TB, Liu ZK, Wang CR, Li N, Qiao WT, Wen TY, Liu F (2011b) Isolation of adenosine, isosinensetin and dimethylguanosine with antioxidant and HIV-1 protease inhibiting activities from fruiting bodies of *Cordyceps militaris*. *Phytomedicine* 18(2–3):189–193
- Jiang J, Thyagarajan-Sahu A, Loganathan J, Eliaz I, Terry C, Sandusky GE, Sliva D (2012) BreastDefend™ prevents breast-to-lung cancer metastases in an orthotopic animal model of triple-negative human breast cancer. *Oncol Rep* 28(4):1139–1145
- Jin X, Ruiz Beguerie J, Sze DM, Chan GC (2012) *Ganoderma lucidum* (Reishi mushroom) for cancer treatment. *Cochrane Database Syst Rev* 13:6. doi:10.1002/14651858
- Johansson M, Sterner O, Labischinski H, Anke T (2001) Coprinol, a new antibiotic cuparane from a *Coprinus* species. *Z Naturforsch C* 56(1–2):31–34
- Jones PS (1998) Strategies for antiviral drug discovery. *Antivir Chem Chemother* 9:283–302
- Jung JY, Lee IK, Seok SJ, Lee HJ, Kim YH, Yun BS (2008) Antioxidant polyphenols from the mycelial culture of the medicinal fungi *Inonotus xeranticus* and *Phellinus linteus*. *J Appl Microbiol* 104(6):1824–1832
- Kabanov AS, Kosogova TA, Shishkina LN, Tepliakova TV, Skarnovich MO, Mazurkova NA, Puchkova LI, Malkova EM, Stavskii EA, Drozdov IG (2011) Study of antiviral activity of extracts obtained from basidial fungi against influenza viruses of different subtypes in experiments *in vitro* and *in vivo*. *Zh Mikrobiol Epidemiol Immunobiol* 1:40–43
- Kadomatsu M, Nakajima S, Kato H, Gu L, Chi Y, Yao J, Kitamura M (2012) Cordycepin as a sensitizer to tumour necrosis factor (TNF)- α -induced apoptosis through eukaryotic translation initiation factor 2 α (eIF2 α)- and mammalian target of rapamycin complex 1 (mTORC1)-mediated inhibition of nuclear factor (NF)- κ B. *Clin Exp Immunol* 168:325–332
- Kan WC, Wang HY, Chien CC, Li SL, Chen YC, Chang LH, Cheng CH, Tsai WC, Hwang JC, Su SH, Huang LH, Choo JJ (2012) Effects of extract from solid-state fermented *Cordyceps sinensis* on type 2 diabetes mellitus. *Evid Based Complement Alternat Med*. doi:10.1155/2012/743107, 10 pages
- Kang HS, Jun EM, Park SH, Heo SJ, Lee TS, Yoo ID, Kim JP (2007) Cyathusals A, B, and C, antioxidants from the fermented mushroom *Cyathus stercoreus*. *J Nat Prod* 70(6):1043–1045
- Kanokmedhakul S, Lekphrom R, Kanokmedhakul K, Hahnvanawong C, Bua-art S, Saksirirat W, Prabpai S, Kongsaree P (2012) Cytotoxic sesquiterpenes from luminescent mushroom *Neonothopanus nimbi*. *Tetrahedron* 68:8261–8266
- Katsayal UA, Abdurahman EM, Abubakar MS, Musa KY, Ambali SF, Jahun MB (2009) Fungi as potential source of antimalarial agents. *Niger J Pharm Sci* 8(1):135–142
- Kaur J, Singh P, Sowers JR (2002) Diabetes and cardiovascular diseases. *Am J Ther* 9:510–515
- Kaur K, Jain M, Kaur T, Jain R (2009) Antimalarials from nature. *Bioorg Med Chem* 17:3229–3256
- Kawagishi H (2010) Biologically functional molecules from mushrooms. *J Synth Org Chem Jpn* 68(5):514–521
- Kawagishi H, Zhuang C (2008) Compounds for dementia from *Hericium erinaceum*. *Drugs Fut* 33(2):149. doi:10.1358/dof.2008.033.02.1173290
- Kawagishi H, Shimada A, Shirai R, Okamoto K, Ojima F, Sakamoto H, Ishiguro Y, Furukawa S (1994) Hericenones A, B, C, strong stimulators of nerve growth factor synthesis, from the mycelia of *Hericium erinaceus*. *Tetrahedron Lett* 35:1569–1572
- Keller C, Maillard M, Keller J, Hostettmann K (2002) Screening of European fungi for antibacterial, antifungal, larvicidal,

- molluscicidal, antioxidant and free radical scavenging activities and subsequent isolation of bioactive compounds. *Pharm Biol* 40:518–525
- Kelner MJ, McMorris TC, Rojas RJ, Estes LA, Suthipiniyatham P (2008) Synergy of irifulven in combination with other DNA damaging agents: synergistic interaction with altretamine, alkylating, and platinum-derived agents in the MV522 lung tumor model. *Cancer Chemother Pharm* 63:19–26
- Ketting M, Valdivia C, Sterner O, Anke H, Thines E (2005) Heptemerones A G, seven novel diterpenoids from *Coprinus heptemerus*: producing organism, fermentation, isolation and biological activities. *J Antibiot* 58:390–396
- Khan MA, Tania M (2012) Nutritional and medicinal importance of *pleurotus* mushrooms: an overview. *Food Rev Intern* 28(3):313–329
- Khan TK, Nelson TJ, Verma VA, Wender PA, Alkon DL (2009) A cellular model of Alzheimer's disease therapeutic efficacy: PKC activation reverses A β -induced biomarker abnormality on cultured fibroblasts. *Neurobiol Dis* 34(2):332–339
- Khan MA, Tania M, Zhang DZ, Chen HC (2010) *Cordyceps* mushroom: a potent anticancer nutraceutical. *Open Nutraceuticals J* 3:179–183
- Khatun K, Mahtab H, Khanam PA, Sayeed MA, Khan KA (2007) Oyster mushroom reduced blood glucose and cholesterol in diabetic subjects. *Mymensingh Med J* 16:94–99
- Kidd PM (2000) The use of mushroom glucans and proteoglycans in cancer treatment. *Altern Med Rev* 5:4–27
- Kim YO, Park HW, Kim JH, Lee JY, Moon SH, Shin CS (2006) Anticancer effect and structural characterization of endopolysaccharide from cultivated mycelia of *Inonotus obliquus*. *Life Sci* 79:72–80
- Kim YJ, Park J, Min BS, Shim SH (2011) Chemical constituents from the sclerotia of *Inonotus obliquus*. *J Korean Soc Appl Biol Chem* 54(2):287–294
- Kim SP, Moon E, Nam SH, Friedman M (2012) *Hericium erinaceus* mushroom extracts protect infected mice against *Salmonella typhimurium*-induced liver damage and mortality by stimulation of innate immune cells. *J Agric Food Chem* 60(22):5590–5596
- Kinge TR, Mih AM (2011) Secondary metabolites of oil palm isolates of *Ganoderma zonatum* Murill. from Cameroon and their cytotoxicity against five human tumour cell lines. *Afr J Biotechnol* 10(42):8440–8447
- Kittakoop P, Punya J, Kongsaree P, Lertwerawat Y, Jintasirikul A, Tanticharoen M, Thebtaranonth Y (1999) Bioactive naphthoquinones from *Cordyceps unilateralis*. *Phytochemistry* 52:453–457
- Klein E, Smith DL, Laxminarayan R (2007) Hospitalizations and deaths caused by methicillin-resistant *Staphylococcus aureus*, United States, 1999–2005. *Emerg Infect Dis* 13(12):1840–1846
- Kleinwächter P, Anh N, Kiet TT, Schlegel B, Dahse HM, Härtl A, Gräfe U (2001) Colossolactones, new triterpene metabolites from a Vietnamese mushroom *Ganoderma colossum*. *J Nat Prod* 64:236–239
- Kollerov VV, Shutov AA, Fokina VV, Sukhodol'skaia GV, Gulevskaia SA, Donova MV (2010) Bioconversion of C19- and C21-steroids with parent and mutant strains of *Curvularia lunata*. *Prikl Biokhim Mikrobiol* 46(2):212–220
- Kozlovskii AG, Zhelifonova VP, Antipova TV (2013) Fungi of the genus *Penicillium* as producers of physiologically active compounds (review). *Appl Biochem Microb* 49(1):1–10
- Kregel KC, Zhang HJ (2007) An integrated view of oxidative stress in aging: basic mechanisms, functional effects, and pathological considerations. *Am J Physiol Regul Integr Comp Physiol* 292(1):R18–R36
- Krettl AU (2009) Antimalarial drug discovery: screening of Brazilian medicinal plants and purified compounds. *Expert Opin Drug Discov* 4:95–108
- Krishnaiah D, Sarbatly R, Nithyanandam R (2010) A review of the antioxidant potential of medicinal plant species. *Food Bioprocess* 89(3):217–233
- Kuiken T, Fouchier R, Rimmelzwaan G, Osterhaus A (2003) Emerging viral infections in a rapidly changing world. *Curr Opin Biotechnol* 14(6):641–646
- Kulangara C, Luedin S, Dietz O, Rusch S, Frank G, Mueller D, Moser M, Kajava AV, Corradin G, Beck HP, Felger I (2012) Cell biological characterization of the malaria vaccine candidate trophozoite exported protein 1. *PLoS One* 7(10):e46112
- Kuller LH (2006) Prevention of coronary heart disease and the national cholesterol education program. *Circulation* 113:598–600
- Kumaran RS, Muthumary J, Hur BK (2008) Taxol from *Phyllosticta citricarpa*, a leaf spot fungus of the angiosperm *Citrus medica*. *J Biosci Bioeng* 106(1):103–106
- Lam WP, Wang CM, Tsui TY, Wai MS, Tang HC, Wong YW, Lam LH, Hui LK, Yew DT (2012) Extract of white button mushroom affects skin healing and angiogenesis. *Microsc Res Tech* 75(10):1334–1340
- Lau CC, Abdullah N, Shuib AS, Aminudin N (2012) Proteomic analysis of antihypertensive proteins in edible mushrooms. *J Agric Food Chem* 60(50):12341–12348
- Leal AR, Barros L, Barreira JCM, Sousa MJ, Martins A, Santos-Buelga C, Ferreira ICFR (2013) Portuguese wild mushrooms at the “pharma–nutrition” interface: nutritional characterization and antioxidant properties. *Food Res Intern* 50:1–9
- Lee JS, Hong EK (2011) Immunostimulating activity of the polysaccharides isolated from *Cordyceps militaris*. *Int Immunopharmacol* 11:1226–1233
- Lee IK, Yun BS (2006) Hispidin analogs from the mushroom *Inonotus xeranticus* and their free radical scavenging activity. *Bioorg Med Chem Lett* 16(9):2376–2379
- Lee IK, Yun BS (2007) Highly oxygenated and unsaturated metabolites providing a diversity of hispidin class antioxidants in the medicinal mushrooms *Inonotus* and *Phellinus*. *Bioorg Med Chem* 15(10):3309–3314
- Lee IK, Yun BS (2011) Styrylpyrone-class compounds from medicinal fungi *Phellinus* and *Inonotus* spp., and their medicinal importance. *J Antibiot* 64:349–359
- Lee IK, Seok SJ, Kim WK, Yun BS (2006) Hispidin derivatives from the mushroom *Inonotus xeranticus* and their antioxidant activity. *J Nat Prod* 69(2):299–301
- Lee WY, Park Y, Ahn JK, Ka KH, Park SY (2007a) Factors influencing the production of endopolysaccharide and exopolysaccharide from *Ganoderma applanatum*. *Enzym Microb Technol* 40:249–254
- Lee IK, Kim YS, Jang YW, Jung JY, Yun BS (2007b) New antioxidant polyphenols from the medicinal mushroom *Inonotus obliquus*. *Bioorg Med Chem Lett* 17(24):6678–6681
- Lee IK, Kim YS, Seok SJ, Yun BS (2007c) Inoscavin E, a free radical scavenger from the fruiting bodies of *Inonotus xeranticus*. *J Antibiot (Tokyo)* 60(12):745–747
- Lee YS, Kang YH, Jung JY, Kang IJ, Han SN, Chung JS, Shin HK, Lim SS (2008a) Inhibitory constituents of aldose reductase in the fruiting body of *Phellinus linteus*. *Biol Pharm Bull* 31(4):765–768
- Lee YG, Lee WM, Kim JY, Lee JY, Lee IK, Yun BS, Rhee MH, Cho JY (2008b) Src kinase-targeted anti-inflammatory activity of davallialactone from *Inonotus xeranticus* in lipopolysaccharide-activated RAW264.7 cells. *Br J Pharmacol* 154(4):852–863
- Lee YS, Kang IJ, Won MH, Lee JY, Kim JK, Lim SS (2010) Inhibition of protein tyrosine phosphatase 1 β by hispidin derivatives isolated from the fruiting body of *Phellinus linteus*. *Nat Prod Commun* 5(12):1927–1930
- Lee IK, Jung JY, Yeom JH, Ki DW, Lee MS, Yeo WH, Yun BS (2012) Fomitoid K, a new lanostane triterpene glycoside from the fruiting body of *Fomitopsis nigra*. *Mycobiology* 40(1):76–78

- Leggas M, Stewart CF, Woo MH, Fouladi M, Cheshre PJ, Peterson JK, Friedman HS, Billups C, Houghton PJ (2002) Relation between Irofulven (MGI-114) systemic exposure and tumor response in human solid tumor xenografts. *Clin Cancer Res* 8:3000–3007
- Lemieszek MK, Langner E, Kaczor J, Kandefer-Szerszeń M, Sanecka B, Mazurkiewicz W, Rzeski W (2011) Anticancer effects of fraction isolated from fruiting bodies of Chaga medicinal mushroom, *Inonotus obliquus* (Pers.:Fr.) Pilát (Aphylllophoromycetidae): in vitro studies. *Int J Med Mushrooms* 13(2):131–143
- Leung MYK, Liu C, Koon JCM, Fung KP (2006) Polysaccharide biological response modifiers. *Immunol Lett* 105:101–111
- Li JWH, Vederas JC (2009) Drug discovery and natural products: end of an era or an endless frontier. *Science* 325:161–165
- Li N, Li L, Fang JC, Wong JH, Ng TB, Jiang Y, Wang CR, Zhang NY, Wen TY, Qu LY, Lv PY, Zhao R, Shi B, Wang YP, Wang XY, Liu F (2011) Isolation and identification of a novel polysaccharide-peptide complex with antioxidant, antiproliferative and hypoglycaemic activities from the abalone mushroom. *Biosci Rep* 32(3):221–228
- Li N, Li L, Fang JC, Wong JH, Ng TB, Jiang Y, Wang CR, Zhang NY, Wen TY, Qu LY, Lv PY, Zhao R, Shi B, Wang YP, Wang XY, Liu F (2012) Isolation and identification of a novel polysaccharide-peptide complex with antioxidant, anti-proliferative and hypoglycaemic activities from the abalone mushroom. *Biosci Rep* 32(3):221–228
- Li YB, Liu RM, Zhong JJ (2013) A new ganoderic acid from *Ganoderma lucidum* mycelia and its stability. *Fitoterapia* 84:115–122
- Lima CU, Souza VC, Morita MC, Chiarello MD, Karnikowski MG (2012) *Agaricus blazei* Murrill and inflammatory mediators in elderly women: a randomized clinical trial. *Scand J Immunol* 75(3):336–341
- Lin SB, Li CH, Lee SS, Kan LS (2003) Triterpene-enriched extracts from *Ganoderma lucidum* inhibit growth of hepatoma cells via suppressing protein kinase C, activating mitogen-activated protein kinases and G2-phase cell cycle arrest. *Life Sci* 72:2381–2390
- Lindequist U, Niedermeyer THJ, Jülich WD (2005) The pharmacological potential of mushrooms. *Evid Based Complement Alternat Med* 2: 285–299
- Lindequist U, Rausch R, Füßel A, Hanssen HP (2010) Higher fungi in traditional and modern medicine. *Med Monatsschr Pharm* 33:40–48
- Liu J (2002) Biologically active substances from mushrooms in Yunnan, China. *Heterocycles* 57:157–167
- Liu JK (2007) Secondary metabolites from higher fungi in China and their biological activity. *Drug Discov Ther* 1:94–103
- Liu XT, Winkler AL, Schwan WR, Volk TJ, Rott M, Monte A (2010a) Antibacterial compounds from mushrooms II: lanostane triterpenoids and an ergostane steroid with activity against *Bacillus cereus* isolated from *Fomitopsis pinicola*. *Planta Med* 76(5):464–466
- Liu XT, Winkler AL, Schwan WR, Volk TJ, Rott MA, Monte A (2010b) Antibacterial compounds from mushrooms I: a lanostane-type triterpene and prenylphenol derivatives from *Jahnporus hirtus* and *Albatrellus flettii* and their activities against *Bacillus cereus* and *Enterococcus faecalis*. *Planta Med* 76(2):182–185
- Liu YJ, Shen J, Xia YM, Zhang J, Park HS (2012a) The polysaccharides from *Ganoderma lucidum*: are they always inhibitors on human hepatocarcinoma cells? *Carbohydr Polym* 90(3):1210–1215
- Liu GQ, Wang XL, Han WJ, Lin QL (2012b) Improving the fermentation production of the individual key triterpene ganoderic acid Me by the medicinal fungus *Ganoderma lucidum* in submerged culture. *Molecules* 17:12575–12586
- Liu RM, Li YB, Zhong JJ (2012c) Cytotoxic and pro-apoptotic effects of novel ganoderic acid derivatives on human cervical cancer cells *in vitro*. *Eur J Pharmacol* 681(1–3):23–33
- Liu R, Shimizu K, Tanaka A, Shinobu W, Ohnuki K, Nakamura T, Kondo R (2012d) Target proteins of ganoderic acid DM provides clues to various pharmacological mechanisms. *Sci Rep* 2:905. doi:10.1038/srep00905
- Liu L, Shi XW, Zong SC, Tang JJ, Gao JM (2012e) Scabronine M, a novel inhibitor of NGF-induced neurite outgrowth from PC12 cells from the fungus *Sarcodon scabrosus*. *Bioorg Med Chem Lett* 22(7): 2401–2406
- Liu Y, Kubo M, Fukuyama Y (2012f) Nerve growth factor-potentiating benzofuran derivatives from the medicinal fungus *Phellinus ribis*. *J Nat Prod* 75(12):2152–2157
- Lu MK, Cheng JJ, Lai WL, Lin YJ, Huang NK (2008) Fermented *Antrodia cinnamomea* extract protects rat PC12 cells from serum deprivation-induced apoptosis: the role of the MAPK family. *J Agric Food Chem* 56(3):865–874
- Lu TL, Huang GJ, Lu TJ, Wu JB, Wu CH, Yang TC, Iizuka A, Chen YF (2009) Hispolon from *Phellinus linteus* has antiproliferative effects via MDM2-recruited ERK1/2 activity in breast and bladder cancer cells. *Food Chem Toxicol* 47:2013–2021
- Lu X, Chen H, Dong P, Fu L, Zhang X (2010) Phytochemical characteristics and hypoglycaemic activity of fraction from mushroom *Inonotus obliquus*. *J Sci Food Agric* 90(2):276–280
- Lung MY, Hsieh CW (2011) Antioxidant property and production of exopolysaccharide from *Armillaria mellea* in submerged cultures: effect of culture aeration rate. *Eng Life Sci* 11(5):482–490
- Lynch T, Cherny RA, Bush AI (2000) Oxidative processes in Alzheimer's disease: the role of a metal interactions. *Exp Gerontol* 35:45–451
- Ma BJ, Shen JW, Yu HY, Ruan Y, Wu TT, Zhao X (2010) Hericenones and erinacines: stimulators of nerve growth factor (NGF) biosynthesis in *Herichium erinaceus*. *Mycol Int J Fungal Biol* 1(2):92–98
- Mabinya LV, Mafunga T, Brand JM (2010) Bioconversion of ferulic acid and 4-vinylguaiacol by a white-rot fungus isolated from decaying wood. *Afr J Biotechnol* 9(13):1955–1958
- Mahdy Ali K, Wonnerth A, Huber K, Wojta J (2012) Cardiovascular disease risk reduction by raising HDL cholesterol-current therapies and future opportunities. *Br J Pharmacol* 167(6):1177–1194
- Maia SC, Toledo RC, Almeida AP, da Silva R, Rinker DL, Dias ES (2012) Low-cost and low maintenance preservation of *Agaricus brasiliensis* cultures. *World J Microbiol Biotechnol* 28(6):2411–2416
- Maity K, Samanta S, Bhanja SK, Maity S, Sen IK, Maiti S, Behera B, Maiti TK, Sikdar SR, Islam SS (2012) An immunostimulating water insoluble β -glucan of an edible hybrid mushroom: isolation and characterization. *Fitoterapia* 84C:15–21
- Malinowska E, Krzyczkowski W, Łapienis G, Herold F (2009) Improved simultaneous production of mycelial biomass and polysaccharides by submerged culture of *Herichium erinaceum*: optimization using a central composite rotatable design (CCRD). *J Ind Microbiol Biotechnol* 36(12):1513–1527
- Mallery SR, Clark YM, Ness GM, Minshawi OM, Pei P, Hohl CM (1999) Thiol redox modulation of doxorubicin mediated cytotoxicity in cultured AIDS-related Kaposi's sarcoma cells. *J Cell Biochem* 73: 259–277
- Mangialasche F, Solomon A, Winblad B, Mecocci P, Kivipelto M (2010) Alzheimer's disease: clinical trials and drug development. *Lancet Neurol* 9:702–716
- Marcotullio MC, Pagiotti R, Maltese F, Obara Y, Hoshino T, Nakahata N, Curini M (2006) Neurite outgrowth activity of cyathane diterpenes from *Sarcodon cyrneus*, cyrmeines A and B. *Planta Med* 72(9):819–823
- Mathé D (1995) Dyslipidemia and diabetes: animal models. *Diabetes Metab* 21(2):106–111
- Mattila P, Kanko K, Earola M, Pihlava JM, Astola J, Vahterist L (2001) Contents of vitamins, mineral elements, some phenolic compounds in cultivated mushrooms. *J Agric Food Chem* 49: 2343–2348
- Mattila P, Salo-Väänänen P, Könkö K, Aro H, Jalava T (2002) Basic composition and amino acid contents of mushrooms cultivated in Finland. *J Agric Food Chem* 50:6419–6422
- Mattill HA (1947) Antioxidants. *Annu Rev Biochem* 16:177–192

- McMorris TC (1999) Discovery and development of sesquiterpenoid derived hydroxymethylacylfulvene: a new anticancer drug. *Bioorg Med Chem* 7:881–886
- McMorris TC, Kelner MJ, Wang W, Yu J, Estes LA, Taetle R (1996) (Hydroxymethyl) acylfulvene: an illudin derivative with superior antitumor properties. *J Nat Prod* 59:896–899
- Mendis K, Rietveld A, Warsame M, Bosman A, Greenwood B, Wernsdorfer WH (2009) From malaria control to eradication: the WHO perspective. *Trop Med Int Health* 14:802–809
- Merican I, Guan R, Amarapuka D, Alexander MJ, Chutaputti A, Chien RN, Hasnain SS, Leung N, Lesmana L, Phiet PH, Sjalfoellah Noer HM, Sollano J, Sun HS, Xu DZ (2000) Chronic hepatitis B virus infection in Asian countries. *J Gastroenterol Hepatol* 15(12):1356–1361
- Min BS, Nakamura N, Miyashiro H, Bae KW, Hattori M (1998) Triterpenes from the spores of *Ganoderma lucidum* and their activity against HIV-1 protease. *Chem Pharm Bull* 46(10):1607–1612
- Misieck M, Hoffmeister D (2012) Sesquiterpene aryl ester natural products in North American *Armillaria* species. *Mycol Prog* 11:7–15
- Misieck M, Williams J, Schmich K, Hüttel W, Merfort I, Salomon C, Aldrich CA, Hoffmeister D (2009) Structure and cytotoxicity of Arniamial and related fungal sesquiterpene aryl esters. *J Nat Prod* 72:1888–1891
- Mo S, Wang S, Zhou G, Yang Y, Li Y, Chen X, Shi J (2004) Phelligrindins C-F: cytotoxic pyrano[4,3-c][2]benzopyran-1,6-dione and furo[3,2-c]pyran-4-one derivatives from the fungus *Phellinus igniarius*. *J Nat Prod* 67:823–828
- Mohsin M, Negi P, Ahmed Z (2011) Determination of the antioxidant activity and polyphenol contents of wild Lingzhi or Reishi medicinal mushroom, *Ganoderma lucidum* (W.Curt. Fr.) P. Karst. (Higher Basidiomycetes) from central Himalayan hills of India. *Int J Med Mushrooms* 13(6):535–544
- Moldavan MG, Gryganski AP, Kolotushkina OV, Kirchhoff B, Skibo GG, Pedarzani P (2007) Neurotropic and trophic action of lion's mane mushroom *Herichium erinaceus* (Bull.: Fr.) Pers. (*Aphyllphoromycetidae*) extracts on nerve cells *in vitro*. *Int J Med Mushrooms* 9(1):15–28
- Moran GP, Pinjon E, Coleman DC, Sullivan DJ (2007) Analysis of drug resistance in pathogenic fungi. In: Kavanagh K (ed) *Medical mycology: cellular and molecular techniques*. Wiley, Chichester, pp 93–113
- Mori K, Obara Y, Hirota M, Azumi Y, Kinugasa S, Inatomi S, Nakahata N (2008) Nerve growth factor-inducing activity of *Herichium erinaceus* in 1321N1 human astrocytoma cells. *Biol Pharm Bull* 31(9):1727–1732
- Mori K, Inatomi S, Ouchi K, Azumi Y, Tuchida T (2009) Improving effects of the mushroom Yamabushitake (*Herichium erinaceus*) on mild cognitive impairment: a double-blind placebo-controlled clinical trial. *Phytother Res* 23(3):367–372
- Mortimer PE, Karunarathna SC, Li QH, Gui H, Yang XQ, Yang XF, He J, Ye L, Guo JY, Li HL, Sysouphanthong P, Zhou DQ, Xu JC, Hyde KD (2012) Prized edible Asian mushrooms: ecology, conservation and sustainability. *Fungal Divers* 56(1):31–47
- Mothana RA, Jansen R, Jülich WD, Lindequist U (2000) Ganomycins A and B, new antimicrobial farnesyl hydroquinones from the basidiomycete *Ganoderma pfeifferi*. *J Nat Prod* 63(3):416–418
- Mothana RAA, Awadh NAA, Jansen R, Wegner U, Mentel R, Lindequist U (2003) Antiviral lanostanoid triterpenes from the fungus *Ganoderma pfeifferi* Bres. *Fitoterapia* 74:177–180
- Mulac D, Huwel S, Galla HJ, Humpf HU (2012) Permeability of ergot alkaloids across the blood–brain barrier *in vitro* and influence on the barrier integrity. *Mol Nutr Food Res* 56(3):475–485
- Mygind PH, Fischer RL, Schnorr KM, Hansen MT, Sönksen CP, Ludvigsen S, Raventós D, Buskov S, Christensen B, De Maria L, Taboureau O, Yaver D, Elvig-Jørgensen SG, Sørensen MV, Christensen BE, Kjærulff S, Frimodt-Møller N, Lehrer RI, Zasloff M, Kristensen HH (2005) Plectasin is a peptide antibiotic with therapeutic potential from a saprophytic fungus. *Nature* 437:975–980
- Nagabushan H (2010) Retapamulin: a novel topical antibiotic. *Indian J Dermatol Venereol Leprol (IJDVL)* 76(1):77–79
- Nagai K, Chiba A, Nishino T, Kubota T, Kawagishi H (2006) Dilinoleoyl-phosphatidylethanolamine from *Herichium erinaceum* protects against ER stress-dependent Neuro2a cell death via protein kinase C pathway. *J Nutr Biochem* 17:525–530
- Nagy IZ (2001) On the true role of oxygen free radicals in the living state, aging, and degenerative disorders. *Ann N Y Acad Sci* 928:187–199
- Nakajima Y, Nishida H, Matsugo S, Konishi T (2009) Cancer cell cytotoxicity of extracts and small phenolic compounds from Chaga [*Inonotus obliquus* (Persoon) Pilat]. *J Med Food* 12:501–507
- Nakata T, Yamada T, Taji S, Ohishi H, Wada S, Tokuda H, Sakuma K, Tanaka R (2007) Structure determination of inonotsuoxides A and B and *in vivo* antitumor promoting activity of inotodiol from the sclerotia of *Inonotus obliquus*. *Bioorg Med Chem* 15:257–264
- NCI (2006) National cancer institute. Biological therapies for cancer. Questions and answers. <http://www.cancer.gov/cancertopics/factsheet/Therapy/biological>
- NCI (2011) National cancer institute. Cancer topics <http://www.cancer.gov/cancertopics/cancerlibrary/what-is-cancer>
- Newman DJ, Cragg GM (2007) Natural products as sources of new drugs over the last 25 years. *J Nat Prod* 70(3):461–477
- Ng TB, Huang B, Fong WP, Yeung HW (1997) Anti-human immunodeficiency virus (anti-HIV) natural products with special emphasis on HIV reverse transcriptase inhibitors. *Life Sci* 61:933–949
- Ngai PH, Ng TB (2003) Lentin, a novel and potent antifungal protein from shiitake mushroom with inhibitory effects on activity of human immunodeficiency virus-1 reverse transcriptase and proliferation of leukemia cells. *Life Sci* 73(26):3363–3374
- Nguyen HN, Wang TC, Lin TA, Guo JH (2012) Optimal conditions for mycelia biomass and extracellular polysaccharides of *Grifola frondosa*: effect of agitation speed, inoculum ratio and initial pH. *Afr J Biotechnol* 11(23):6317–6326
- Nogueira CR, Lopes LMX (2011) Antiplasmodial natural products. *Molecules* 16:2146–2190
- Nomura M, Takahashi T, Uesugi A, Tanaka R, Kobayashi S (2008) Inotodiol, a lanostane triterpenoid, from *Inonotus obliquus* inhibits cell proliferation through caspase-3-dependent apoptosis. *Anticancer Res* 28(5A):2691–2696
- Nonaka Y, Ishibashi H, Nakai M, Shibata H, Kiso Y, Abe S (2008) Effects of the antlered form of *Ganoderma lucidum* on tumor growth and metastasis in cyclophosphamide-treated mice. *Biosci Biotechnol Biochem* 72(6):1399–1408
- Novak R, Schlaes DM (2010) The pleuromutilin antibiotics: a new class for human use. *Curr Opin Investig Drugs* 11(2):182–191
- Nowell PC (1986) Mechanisms of tumor progression. *Cancer Res* 46:2203–2207
- Ntougias S, Baldrian P, Ehaliotis C, Nerud F, Antoniou T, Merhautová V, Zervakis GI (2012) Biodegradation and detoxification of olive mill wastewater by selected strains of the mushroom genera *Ganoderma* and *Pleurotus*. *Chemosphere* 88(5):620–626
- Obara Y, Hoshino T, Marcotullio MC, Pagiotti R, Nakahata N (2007) Novel cyathane diterpene, cyrneine A, induces neurite outgrowth in a Rac1-dependent mechanism in PC12 cells. *Life Sci* 80(18):1669–1677
- Oboh G, Shodehinde SA (2009) Distribution of nutrients, polyphenols and antioxidant activities in the pilei and stipes of some commonly consumed edible mushrooms in Nigeria. *Bull Chem Soc Ethiop* 23(3):391–398
- Ochoa-Zarzosa A, Vázquez-Garcidueñas MS, Robinson-Fuentes VA, Vázquez-Marrufo G (2011) Antibacterial and cytotoxic activity

- from basidiocarp extracts of the edible mushroom *Lactarius indigo* (Schw.) Fr. (*Russulaceae*). *Afr J Pharm Pharmacol* 5(2): 281–288
- Ohtsuki M, Umeshita K, Kokean Y, Nishii T, Sakakura H, Yanagita T, Hisamatsu M, Furuichi Y (2007) Suppressive effects of bunashimeji (*Hypsizygus marmoreus*) on triacylglycerol accumulation in C57BL/6J mice. *J Jpn Soc Food Sci Technol* 54(4):167–172
- Ota Y, Hattori T, Banik MT, Hagedorn G, Sotome K, Tokuda S, Abe Y (2009) The genus *Laetiporus* (Basidiomycota, Polyporales) in East Asia. *Mycol Res* 113(Pt 11):1283–1300
- Ou YX, Li YY, Qian XM, Shen YM (2012) Guanacastane-type diterpenoids from *Coprinus radians*. *Phytochemistry* 78:190–196
- Pan SY, Pan S, Yu ZL, Ma DL, Chen SB, Fong WF, Han YF, Ko KM (2010) New perspectives on innovative drug discovery: an overview. *J Pharm Pharm Sci* 13(3):450–471
- Pandey KB, Rizvi SI (2009) Plant polyphenols as dietary antioxidants in human health and disease. *Oxid Med Cell Longev* 2(5):270–278
- Papaspyridi LM, Katapodis P, Gonou-Zagou Z, Kapsanaki-Gotsi E, Christakopoulos P (2011) Growth and biomass production with enhanced β -glucan and dietary fibre contents of *Ganoderma australe* ATHUM 4345 in a batch-stirred tank bioreactor. *Eng Life Sci* 11(1):65–74
- Papaspyridi LM, Aligiannis N, Topakas E, Christakopoulos P, Skaltsounis AL, Fokialakis N (2012) Submerged fermentation of the edible mushroom *Pleurotus ostreatus* in a batch stirred tank bioreactor as a promising alternative for the effective production of bioactive metabolites. *Molecules* 17:2714–2724
- Pasinetti GM (2012) Novel role of red wine-derived polyphenols in the prevention of Alzheimer's disease dementia and brain pathology: experimental approaches and clinical implications. *Planta Med* 78: 1614–1619
- Pastors JC (2003) Medications or lifestyle change with medical nutrition therapy. *Curr Diabetes Rep* 3(5):386–391
- Paterson RRM (2006) *Ganoderma* - a therapeutic fungal biofactory. *Phytochemistry* 67:1985–2001
- Paterson RRM (2008) *Cordyceps*: a traditional Chinese medicine and another fungal therapeutic biofactory? *Phytochemistry* 69(7):1469–1495
- Pazarlioglu NK, Akkaya A, Sariisik AM, Erkan G, Kumbasar EPA (2011) Dyeing of wool fibers with natural fungal dye from *Suillus luteus*. *Asian J Chem* 23(6):2600–2604
- Peng CC, Chen KC, Peng RY, Chyau CC, Su CH, Hsieh-Li HM (2007) *Antrodia camphorata* extract induces replicative senescence in superficial TCC, and inhibits the absolute migration capability in invasive bladder carcinoma cells. *J Ethnopharmacol* 109(1):93–103
- Percario S, Odorizzi VF, Souza DR, Pinhel MA, Gennari JL, Gennari MS, Godoy MF (2008) Edible mushroom *Agaricus sylvaticus* can prevent the onset of atheroma plaques in hipercholesterolemic rabbits. *Cell Mol Biol* 54(Suppl):OL1055–OL1061
- Petersen OH, Andras Spät A, Verkhatsky (2005) Introduction: reactive oxygen species in health and disease. *Philos Trans R Soc Lond B Biol Sci* 360:2197–2199
- Petrova RD (2012) New scientific approaches to cancer treatment: can medicinal mushrooms defeat the curse of the century? *Int J Med Mushrooms* 14(1):1–20
- Petrova RD, Wasser SP, Mahajna J, Denchev CM, Nevo E (2005) Potential role of medicinal mushrooms in breast cancer treatment: current knowledge and future perspectives. *Int J Med Mushrooms* 7: 141–155
- Petrova RD, Reznick AZ, Wasser SP, Denchev CM, Nevo E, Mahajna J (2008) Fungal metabolites modulating NF- κ B activity: an approach to cancer therapy and chemoprevention. *Oncol Rep* 19:299–308
- Petrova R, Mahajna J, Wasser SP, Ruimi N, Denchev CM, Sussan S, Nevo E, Reznick AZ (2009) *Marasmius oreades* substances block NF- κ B activity through interference with IKK activation pathway. *Mol Biol Rep* 36:737–744
- Pham-Huy LA, He H, Pham-Huy C (2008) Free radicals, antioxidants in disease and health. *Int J Biomed Sci* 4:89–96
- Phillips KM, Ruggio DM, Horst RL, Minor B, Simon RR, Feeney MJ, Byrdwell WC, Haytowitz DB (2011a) Vitamin D and sterol composition of 10 types of mushrooms from retail suppliers in the United States. *J Agric Food Chem* 59(14):7841–7853
- Phillips KM, Ruggio DM, Haytowitz DB (2011b) Folate composition of 10 types of mushrooms determined by liquid chromatography–mass spectrometry. *Food Chem* 129:630–636
- Pierson AS, Gibbs P, Richards J, Russ P, Eckhardt SG, Gonzalez R (2002) A phase II study of Irofulven (MGI 114) in patients with stage IV melanoma. *Invest New Drugs* 20:357–362
- Pietsch KE, Neels JF, Yu X, Gong J, Sturla SJ (2011) Chemical and enzymatic reductive activation of acylfulvene to isomeric cytotoxic reactive intermediates. *Chem Res Toxicol* 24(11):2044–2054
- Place AE, Huh SJ, Polyak K (2011) The microenvironment in breast cancer progression: biology and implications for treatment. *Breast Cancer Res* 13:227. doi:10.1186/bcr2912
- Poindeless V, Koeppl F, Raymond E, Cvitkovic E, Waters SJ, Larsen AK (2003) Enhanced antitumor activity of irofulven in combination with 5-fluorouracil and cisplatin in human colon and ovarian carcinoma cells. *Int J Oncol* 23:1347–1355
- Popov D (2011) Novel protein tyrosine phosphatase 1B inhibitors: interaction requirements for improved intracellular efficacy in type 2 diabetes mellitus and obesity control. *Biochem Biophys Res Commun* 410:377–381
- Popova M, Trusheva B, Gyosheva M, Tsvetkova I, Bankova V (2009) Antibacterial triterpenes from the threatened wood-decay fungus *Fomitopsis rosea*. *Fitoterapia* 80(5):263–266
- Poucheret P, Fons F, Rapior S (2006) Biological and pharmacological activity of higher fungi: 20-year retrospective analysis. *Cryptog Mycol* 27:311–333
- Quang DN, Bach DD, Hashimoto T, Asakawa Y (2006) Chemical constituents of the Vietnamese inedible mushroom *Xylaria intracolorata*. *Nat Prod Res* 20(4):317–321
- Ramberg JE, Nelson ED, Sinnott RA (2010) Immunomodulatory dietary polysaccharides: A systematic review of the literature. *Nutr J* 9:54. doi:10.1186/1475-2891-9-54
- Ramesh C, Pattar MG (2010) Antimicrobial properties, antioxidant activity and bioactive compounds from six wild edible mushrooms of Western ghats of Karnataka, India. *Pharmacognosy Res* 2(2):107–112
- Rao YK, Wu AT, Geethangili M, Huang MT, Chao WJ, Wu CH, Deng WP, Yeh CT, Tzeng YM (2011) Identification of antrocin from *Antrodia camphorata* as a selective and novel class of small molecule inhibitor of Akt/mTOR signaling in metastatic breast cancer MDA-MB-231 cells. *Chem Res Toxicol* 24(2):238–245
- Rapior S, Courtecuisse R, Francia C, Siroux Y (2000) Activités biologiques des champignons: recherches actuelles sur les facteurs de risque des maladies cardio-vasculaires. *Ann Soc Hort Histoire Nat Hérault* 140:26–31
- Ravichandran S, Veerasamy R, Raman S, Krishnan PN, Agrawala RK (2008) An overview on HIV-1 reverse transcriptase inhibitors. *Digest J Nanomater Biostructures* 3(4):171–187
- Raymond E, Kahatt C, Rigolet MH, Sutherland W, Lokiec F, Alexandre J, Tombal B, Elman M, Lee MS, MacDonald JR, Cullen M, Misset JL, Cvitkovic E (2004) Characterization and multiparameter analysis of visual adverse events in irofulven single-agent phase I and II trials. *Clin Cancer Res* 10(22):7566–7574
- Reis FS, Pereira E, Barros L, Sousa MJ, Martins A, Ferreira ICFR (2011) Biomolecule profiles in inedible wild mushrooms with antioxidant value. *Molecules* 16:4328–4338
- Ren L, Perera C, Hemar Y (2012) Antitumor activity of mushroom polysaccharides: a review. *Food Funct* 3(11):1118–1130

- Rincão VP, Yamamoto KA, Ricardo NMPS, Soares SA, Meirelles LDP, Nozawa C, Linhares REC (2012) Polysaccharide and extracts from *Lentinula edodes*: structural features and antiviral activity. *Virology* 9: 37
- Ríos JL, Andújar I, Recio MC, Giner RM (2012) Lanostanoids from fungi: a group of potential anticancer compounds. *J Nat Prod* 75: 2016–2044
- Robaszkiewicz A, Bartosz G, Ławrynowicz M, Soszyński M (2010) The role of polyphenols, β -carotene, and lycopene in the antioxidative action of the extracts of dried, edible mushrooms. *J Nutr Metab* 2010:173274. doi:10.1155/2010/173274
- Rosen HJ (1975) Mental decline in the elderly: pharmacotherapy (ergot alkaloids versus papaverine). *J Am Geriatr Soc* 23(4):169–174
- Roupas P, Keogh J, Noakes M, Margetts C, Taylor P (2012) The role of edible mushrooms in health: evaluation of the evidence. *J Funct Foods* 4:687–709
- Rozman D, Komel R (1991) Altered expression of the steroid bioconverting pathway in pAN 7–1 transformants of *Cochliobolus lunatus*. *Curr Genet* 20(5):385–389
- Ruddon RW (2007) Cancer biology, 4th edn. Oxford University Press, USA
- Rumbaugh JA, Nath A (2006) Developments in HIV neuropathogenesis. *Curr Pharm Des* 12:1023–1044
- Salmon DP (2012) Neuropsychological features of mild cognitive impairment and preclinical Alzheimer's disease. *Curr Top Behav Neurosci* 10:187–212
- Sánchez C (2004) Modern aspects of mushroom culture technology. *Appl Microbiol Biotechnol* 64:756–762
- Sastre M, Klockgether T, Heneka MT (2006) Contribution of inflammatory processes to Alzheimer's disease: molecular mechanisms. *Int J Dev Neurosci* 24(2–3):167–176
- Sato N, Zhang Q, Ma C-M, Hattori M (2009) Anti-human immunodeficiency virus-1 protease activity of new lanostane-type triterpenoids from *Ganoderma sinense*. *Chem Pharm Bull* 57:1076–1080
- Schilder RJ, Blessing JA, Shahin MS, Miller DS, Tewari KS, Muller CY, Warshal D, McMeekin DS, Rotmensch J (2010) A phase II evaluation of Irofulven (IND#55804, NSC#683863) as second-line treatment of recurrent or persistent intermediately platinum-sensitive ovarian or primary peritoneal cancer: a Gynecologic Oncology Group trial. *Int J Gynecol Cancer* 20(7):1137–1141
- Schneider I, Kressel G, Meyer A, Krings U, Berger RG, Hahn A (2011) Lipid lowering effects of oyster mushroom (*Pleurotus ostreatus*) in humans. *J Funct Foods* 3(1):17–24
- Schobert R, Knauer S, Seibt S, Biersack B (2011) Anticancer active illudins: recent developments of a potent alkylating compound class. *Curr Med Chem* 18(6):790–807
- Schöffler A, Anke T (2009) Secondary metabolites of Basidiomycetes. In: Anke T, Weber D (eds) *The mycota XV*. Springer, Berlin, Heidelberg, New York, pp 209–231
- Schöffler A, Wollinsky B, Anke T, Liermann JC, Opatz T (2012) Isolactarane and sterpurane sesquiterpenoids from the basidiomycete *Phlebia uda*. *J Nat Prod* 75(7):1405–1408
- Schwan WR (2012) Mushrooms: an untapped reservoir for nutraceutical antibacterial applications and antibacterial compounds. *Curr Top Nutr Res* 10(1):75–82
- Schwan WR, Dunek C, Gebhardt M, Engelbrecht K, Klett T, Monte A, Toce J, Rott M, Volk TJ, LiPuma JJ, Liu XT, McKelvey R (2010) Screening a mushroom extract library for activity against *Acinetobacter baumannii* and *Burkholderia cepacia* and the identification of a compound with anti-*Burkholderia* activity. *Ann Clin Microbiol Antimicrob* 9:4. doi:10.1186/1476-0711-9-4
- Seiden MV, Gordon AN, Bodurka DC, Matulonis UA, Penson RT, Reed E, Alberts DS, Weems G (2006) A phase II study of irofulven in women with recurrent and heavily pretreated ovarian cancer. *Gynecol Oncol* 101:55–61
- Seo JS, Yun JH, Baek IS, Leem YH, Kang HW, Cho HK, Lyu YS, Son HJ, Han PL (2010a) Oriental medicine Jangwonhwan reduces A β (1–42) level and β -amyloid deposition in the brain of Tg-APPswe/PS1dE9 mouse model of Alzheimer disease. *J Ethnopharmacol* 128:206–212
- Seo JS, Jung EY, Kim JH, Lyu YS, Han PL, Kang HW (2010b) A modified preparation (LMK03) of the oriental medicine Jangwonhwan reduces A β 1–42 level in the brain of Tg-APPswe/PS1dE9 mouse model of Alzheimer disease. *J Ethnopharmacol* 130:578–585
- Serova M, Calvo F, Lokiec F, Koeppl F, Poindessous V, Larsen AK, Laar ES, Waters SJ, Cvitkovic E, Raymond E (2006) Characterizations of irofulven cytotoxicity in combination with cisplatin and oxaliplatin in human colon, breast, and ovarian cancer cells. *Cancer Chemother Pharmacol* 57(4):491–499
- Sharma SK, Mohan A (2004) Multidrug-resistant tuberculosis. *Indian J Med Res* 120:354–376
- Shen ZX (2004) Brain cholinesterases: II. The molecular and cellular basis of Alzheimer's disease. *Med Hypotheses* 63(2):308–321
- Shepard CW, Finelli L, Alter MJ (2005) Global epidemiology of hepatitis C virus infection. *Lancet Infect Dis* 5(9):558–567
- Shi XW, Liu L, Gao JM, Zhang AL (2011) Cyathane diterpenes from Chinese mushroom *Sarcodon scabrosus* and their neurite outgrowth-promoting activity. *Eur J Med Chem* 46(7):3112–3117
- Shimada Y, Yamakawa A, Morita T, Sugiyama K (2003) Effects of dietary eritadenine on the liver microsomal 1,6-desaturase activity and its mRNA in rats. *Biosci Biotechnol Biochem* 67:1258–1266
- Shimbo M, Kawagishi H, Yokogoshi H (2005) Erinacine A increases catecholamine and nerve growth factor content in the central nervous system of rats. *Nutr Res* 25(6):617–623
- Shimoke K, Amano H, Kishi S, Uchida H, Kudo M, Ikeuchi T (2004) Nerve growth factor attenuates endoplasmic reticulum stress-mediated apoptosis via suppression of caspase-12 activity. *J Biochem (Tokyo)* 135:439–446
- Shin S, Lee S, Kwon J, Moon S, Lee S, Lee CK, Cho K, Ha NJ, Kim K (2009) Cordycepin suppresses expression of diabetes regulating genes by inhibition of lipopolysaccharide-induced inflammation in macrophages. *Immune Netw* 9:98–105
- Sies H (1997) Oxidative stress: oxidants and antioxidants. *Exp Physiol* 82(2):291–295
- Silva S, Martins S, Karmali A, Rosa E (2012) Production, purification and characterisation of polysaccharides from *Pleurotus ostreatus* with antitumour activity. *J Sci Food Agric* 92(9):1826–1832
- Sliva D (2003) *Ganoderma lucidum* (Reishi) in cancer treatment. *Integr Cancer Ther* 2:358–364
- Sliva D (2010) Medicinal mushroom *Phellinus linteus* as an alternative cancer therapy (Review). *Exp Ther Med* 1:407–411
- Smith D, Ryan MJ (2009) Fungal sources for new drug discovery. In: Access Science, ©McGraw-Hill Companies <http://www.accessscience.com>
- Smith MA, Rottkamp CA, Nunomura A, Raina AK, Perry G (2000) Oxidative stress in Alzheimer's disease. *Biochim Biophys Acta* 1502:139–144
- Smith KJ, Pagé V, Gariépy G, Béland M, Badawi G, Schmitz N (2012) Self-rated diabetes control in a Canadian population with type 2 diabetes: associations with health behaviours and outcomes. *Diabetes Res Clin Pract* 95:162–168
- Song TY, Yen GC (2002) Antioxidant properties of *Antrodia camphorata* in submerged culture. *J Agric Food Chem* 50:3322–3327
- Song Y, Hui J, Kou W, Xin R, Jia F, Wang N, Hu F, Zhang H, Liu H (2008) Identification of *Inonotus obliquus* and analysis of antioxidant and antitumor activities of polysaccharides. *Curr Microbiol* 57:454–462
- Spano JP, Carcelain G, Katlama C, Costagliola D (2006) Non-AIDS defining malignancies in HIV patients: clinical features and perspectives. *Bull Cancer* 93:37–42

- Standish LJ, Wenner CA, Sweet ES, Bridge C, Nelson A, Martzen M, Novack J, Torkelson C (2008) *Trametes versicolor* mushroom immune therapy in breast cancer. *J Soc Integr Oncol* 6:122–128
- Stanikunaite R, Radwan MM, Trappe JM, Fronczek F, Ross SA (2008) Lanostane-type triterpenes from the mushroom *Astraeus pteridis* with antituberculosis activity. *J Nat Prod* 71(12):2077–2079
- Steinberg D, Parthasarathy S, Carew TE, Khoo JC, Witztum JL (1989) Beyond cholesterol: modifications of low-density lipoprotein that increase its atherogenicity. *N Engl J Med* 320:915–924
- Strohl WR (2000) The role of natural products in a modern drug discovery program. *Drug Discov Today* 5:39–41
- Sugiyama K, Akachi T, Yamakawa A (1995) Eritadenine-induced alteration of hepatic phospholipid metabolism in relation to its hypocholesterolemic action in rats. *J Nutr Biochem* 6:80–87
- Sullivan R, Smith JE, Rowan NJ (2006) Medicinal mushrooms and cancer therapy: translating a traditional practice into Western medicine. *Perspect Biol Med* 49(2):159–170
- Sun JE, Ao ZH, Lu ZM, Xu HY, Zhang XM, Dou WF, Xu ZH (2008) Antihyperglycemic and antilipidperoxidative effects of dry matter of culture broth of *Inonotus obliquus* in submerged culture on normal and alloxan-diabetes mice. *J Ethnopharmacol* 118(1):7–13
- Synytysya A, Novák M (2013) Structural diversity of fungal glucans. *Carbohydr Polym* 92(1):792–809
- Taji S, Yamada T, In Y, Wada S, Usami Y, Sakuma K, Tanaka R (2007) Three new lanostane triterpenoids from *Inonotus obliquus*. *Helv Chim Acta* 90:2047–2057
- Taji S, Yamada T, Tanaka R (2008a) Three new lanostane triterpenoids, inonotsutriols A, B, and C from *Inonotus obliquus*. *Helv Chim Acta* 91:1513–1524
- Taji S, Yamada T, Wada S, Tokuda H, Sakuma K, Tanaka R (2008b) Lanostanetype triterpenoids from the sclerotia of *Inonotus obliquus* possessing anti-tumor promoting activity. *Eur J Med Chem* 43:2373–2379
- Tanaka R, Toyoshima M, Yamada T (2011) New lanostane triterpenoids, inonotsutriols D, and E from *Inonotus obliquus*. *Phytochem Lett* 4(3):329–332
- Tang W, Gu T, Zhong JJ (2006a) Separation of targeted ganoderic acids from *Ganoderma lucidum* by reversed phase liquid chromatography with ultraviolet and mass spectrometry detections. *Biochem Eng J* 32:205–210
- Tang W, Liu JW, Zhao WM, Wei DZ, Zhong JJ (2006b) Ganoderic acid T from *Ganoderma lucidum* mycelia induces mitochondria mediated apoptosis in lung cancer cells. *Life Sci* 80:205–211
- Tang YZ, Zhu LW, Li HM, Li DS (2007) Submerged culture of mushrooms in bioreactors challenges, current-state-of-the-art, and future. *Food Technol Biotechnol* 45:221–229
- Teng BS, Wang CD, Yang HJ, Wu JS, Zhang D, Zheng M, Fan ZH, Pan D, Zhou P (2011) A protein tyrosine phosphatase 1B activity inhibitor from the fruiting bodies of *Ganoderma lucidum* (Fr.) Karst and its hypoglycemic potency on streptozotocin-induced type 2 diabetic mice. *J Agric Food Chem* 59:6492–6500
- Teng BS, Wang CD, Zhang D, Wu JS, Pan D, Pan LF, Yang HJ, Zhou P (2012) Hypoglycemic effect and mechanism of a proteoglycan from *Ganoderma lucidum* on streptozotocin-induced type 2 diabetic rats. *Eur Rev Med Pharmacol Sci* 16:166–175
- TePLYakova TV, Psurtseva NV, Kosogova TA, Mazurkova NA, Khanin VA, Vlasenko VA (2012) Antiviral activity of polypore mushrooms (higher Basidiomycetes) from Altai Mountains (Russia). *Int J Med Mushrooms* 14(1):37–45
- Tepwong P, Giri A, Sasaki F, Fukui R, Ohshima T (2012) Mycobial enhancement of ergothioneine by submerged cultivation of edible mushroom mycelia and its application as an antioxidative compound. *Food Chem* 131(1):247–258
- Thetsrimuang C, Khammuang S, Samthima R (2011) Antioxidant activity of crude polysaccharides from edible fresh and dry mushroom fruiting bodies of *Lentinus* sp. strain RJ-2. *Int J Pharmacol* 7:58–65
- Thyagarajan-Sahu A, Lane B, Sliva D (2011) ReishiMax, mushroom based dietary supplement, inhibits adipocyte differentiation, stimulates glucose uptake and activates AMPK. *BMC Complement Altern Med* 11:74. doi:10.1186/1472-6882-11-74
- Tourlouki E, Matalas AL, Panagiotakos DB (2009) Dietary habits and cardiovascular disease risk in middle-aged and elderly populations: a review of evidence. *Clin Interv Aging* 4:319–330
- Trincon A, Pagnotta E, Tramice A (2012) Enzymatic routes for the production of mono- and di-glucosylated derivatives of hydroxy-tyrosol. *Bioresour Technol* 115:79–83
- Tsao R (2010) Chemistry and biochemistry of dietary polyphenols. *Nutrients* 2:1231–1246
- Tu SH, Wu CH, Chen LC, Huang CS, Chang HW, Chang CH, Lien HM, Ho YS (2012) In vivo antitumor effects of 4,7-dimethoxy-5-methyl-1,3-benzodioxole isolated from the fruiting body of *Antrodia camphorata* through activation of the p53-mediated p27/Kip1 signaling pathway. *J Agric Food Chem* 60:3612–3618
- Turkoglu A, Duru ME, Mercan N, Kivrak I, Gezer K (2007) Antioxidant and antimicrobial activities of *Laetiporus sulphureus* (Bull.) Murrill. *Food Chem* 101(1):267–273
- Ueda K, Tsujimori M, Kodani S, Chiba A, Kubo M, Masuno K, Sekiya A, Nagai K, Kawagishi H (2008) An endoplasmic reticulum (ER) stress-suppressive compound and its analogues from the mushroom *Hericium erinaceum*. *Bioorg Med Chem* 16:9467–9470
- Uljizjargal E, Mau JL (2011) Nutrient compositions of culinary medicinal mushroom fruiting bodies and mycelia. *Int J Med Mushrooms* 13:343–349
- Valko M, Rhodes CJ, Moncol J, Izakovic M, Mazur M (2006) Free radicals, metals and antioxidants in oxidative stress-induced cancer. *Chem Biol Interact* 160(1):1–40
- Valko M, Leibfritz D, Moncol J, Cronin MT, Mazur M, Telser J (2007) Free radicals and antioxidants in normal physiological functions and human disease. *Int J Biochem Cell Biol* 39(1):44–84
- Velíšek J, Cejpek K (2011) Pigments of higher fungi: a review. *Czech J Food Sci* 29(2):87–102
- Volman JJ, Mensink RP, van Griensven LJ, Plat J (2010) Effects of alpha-glucans from *Agaricus bisporus* on ex vivo cytokine production by LPS and PHA-stimulated PBMCs; a placebo-controlled study in slightly hypercholesterolemic subjects. *Eur J Clin Nutr* 64(7):720–726
- Wachtel-Galor S, Tomlinson B, Benzie FF (2004) *Ganoderma lucidum* ('Lingzhi'), a Chinese medicinal mushroom: biomarker responses in a controlled human supplementation study. *Br J Nutr* 91:263–269
- Wang Y, Mo SY, Wang SJ, Li S, Yang YC, Shi JG (2005) A unique highly oxygenated Pyrano[4,3-c][2]benzopyran-1,6-dione derivative with antioxidant and cytotoxic activities from the fungus *Phellinus igniarius*. *Org Lett* 7(9):1675–1678
- Wang J, Wang HX, Ng TB (2007a) A peptide with HIV-1 reverse transcriptase inhibitory activity from the medicinal mushroom *Russula paludosa*. *Peptides* 28(3):560–565
- Wang Y, Shang XY, Wang SJ, Mo SY, Li S, Yang YC, Ye F, Shi JG, Lan H (2007b) Structures, biogenesis, and biological activities of Pyrano[4,3-c]isochromen-4-one derivatives from the fungus *Phellinus igniarius*. *J Nat Prod* 70:296–299
- Wang S, Meckling KA, Marcone MF, Kakuda Y, Tsao R (2011) Can phytochemical antioxidant rich foods act as anti-cancer agents? *Food Res Int* 44:2545–2554
- Wang Y, Bao L, Liu D, Yang X, Li S, Gao H, Yao X, Wen H, Liu H (2012a) Two new sesquiterpenes and six norsesquiterpenes from the solid culture of the edible mushroom *Flammulina velutipes*. *Tetrahedron* 68:3012–3018

- Wang Y, Bao L, Yang X, Li L, Li S, Gao H, Yao XS, Wen H, Liu HW (2012b) Bioactive sesquiterpenoids from the solid culture of the edible mushroom *Flammulina velutipes* growing on cooked rice. *Food Chem* 132:1346–1353
- Wang LC, Wang SE, Wang JJ, Tsai TY, Lin CH, Pan TM, Lee CL (2012c) *In vitro* and *in vivo* comparisons of the effects of the fruiting body and mycelium of *Antrodia camphorata* against amyloid β -protein-induced neurotoxicity and memory impairment. *Appl Microbiol Biotechnol* 94(6):1505–1519
- Waris G, Ahsan H (2006) Reactive oxygen species: role in the development of cancer and various chronic conditions. *J Carcinog* 5:14. doi:10.1186/1477-3163-5-14
- Wasser SP (2011) Current findings, future trends, and unsolved problems in studies of medicinal mushrooms. *Appl Microbiol Biotechnol* 89:1323–1332
- Watanabe K, Shuto T, Sato M, Onuki K, Mizunoe S, Suzuki S, Sato T, Koga T, Suico MA, Kai H, Ikeda T (2011) Lucidenic acids-rich extract from antlered form of *Ganoderma lucidum* enhances TNF α induction in THP-1 monocytic cells possibly via its modulation of MAP kinases p38 and JNK. *Biochem Biophys Res Commun* 408(1):18–24
- Wawrzyn GT, Quin MB, Choudhary S, López-Gallego F, Schmidt-Dannert C (2012a) Draft genome of *Omphalotus olearius* provides a predictive framework for sesquiterpenoid natural product biosynthesis in Basidiomycota. *Chem Biol* 19(6):772–783
- Wawrzyn GT, Bloch SE, Schmidt-Dannert C (2012b) Discovery and characterization of terpenoid biosynthetic pathways of fungi. *Methods Enzymol* 515:83–105
- Wei S, Helsper JPF, Van Griensven LJLD (2008) Phenolic compounds present in medicinal mushroom extracts generate reactive oxygen species in human cells *in vitro*. *Int J Med Mushrooms* 10(1):1–13
- Wells TNC, Alonso PL, Gutteridge WE (2009) New medicines to improve control and contribute to the eradication of malaria. *Nat Rev Drug Discov* 8:879–891
- Wender PA, Baryza JL, Brenner SE, DeChristopher BA, Loy BA, Schrier AJ, Verma VA (2011) Design, synthesis, and evaluation of potent bryostatin analogs that modulate PKC translocation selectivity. *PNAS* 108(17):6721–6726
- Weng CJ, Yen GC (2010) The *in vitro* and *in vivo* experimental evidences disclose the chemopreventive effects of *Ganoderma lucidum* on cancer invasion and metastasis. *Clin Exp Metastasis* 27:361–369
- Weng CJ, Chau CF, Chen KD, Chen DH, Yen GC (2007) The anti-invasive effect of lucidenic acids isolated from a new *Ganoderma lucidum* strain. *Mol Nutr Food Res* 51(12):1472–1477
- WHO (2011) World Health Organization. Diabetes program <http://www.who.int/mediacentre/factsheets/fs312/en/>
- Wiater A, Paduch R, Choma A, Pleszczyńska M, Siwulski M, Dominik J, Janusz G, Tomczyk M, Szczodrak J (2012) Biological study on carboxymethylated (1 \rightarrow 3)- α -D-glucans from fruiting bodies of *Ganoderma lucidum*. *Int J Biol Macromol* 51:1014–1023
- Wiemann P, Albermann S, Niehaus EM, Stedt L, von Bargen KW, Brock NL, Humpf HU, Dickschat JS, Tudzynski B (2012) The Sfp-Type 4'-Phosphopantetheinyl transferase Ppt1 of *Fusarium fujikuroi* controls development, secondary metabolism and pathogenicity. *PLoS ONE* 7(5):e37519
- Wild S, Roglic F, Green A, Sicree R, King H (2004) Global prevalence of diabetes: estimated for the year 2000 and projections for 2030. *Diabetes Care* 27:1047–1053
- Wiltshire T, Senft J, Wang Y, Konat GW, Wenger SL, Reed E, Wang W (2007) BRCA1 contributes to cell cycle arrest and chemoresistance in response to the anticancer agent irinotecan. *Mol Pharmacol* 71(4):1051–1060
- Wisitrassameewong K, Karunarathna SC, Thongklang N, Zhao RL, Callac P, Chukeatirote E, Bahkal AH, Hyde KD (2012a) *Agaricus subrufescens*: new to Thailand. *Chiang Mai J Sci* 39(2):281–291
- Wisitrassameewong K, Karunarathna SC, Thongklang N, Zhao RL, Callac P, Moukha S, Ferandon C, Chukeatirote E, Hyde KD (2012b) *Agaricus subrufescens*: a review. *Saudi J Biol Sci* 19(2):131–146
- Wong YY, Moon A, Duffin R, Barateig AB, Meijer HA, Clemens MJ, de Moor CH (2010) Cordycepin inhibits protein synthesis and cell adhesion through effects on signal transduction. *J Biol Chem* 285:2610–2621
- Wongsa P, Tساناتاي K, Watts P, Hywel-Jones N (2005) Isolation and *in vitro* cultivation of the insect pathogenic fungus *Cordyceps unilateralis*. *Mycol Res* 109(Pt 8):936–940
- Woo MH, Peterson JK, Billups C, Liang H, Bjornsti MA, Houghton PJ (2005) Enhanced antitumor activity of irinotecan in combination with irinotecan in pediatric solid tumor xenograft models. *Cancer Chemother Pharmacol* 55:411–419
- Woolston BM, Schlagnhauser C, Wilkinson J, Larsen J, Shi Z, Mayer KM, Walters DS, Curtis WR, Romaine CP (2011) Long-distance translocation of protein during morphogenesis of the fruiting body in the filamentous fungus, *Agaricus bisporus*. *PLoS ONE* 6(12):e28412
- Woyanowski J, Napier C, Koester S (1997) Effects on DNA integrity and apoptosis induction by a novel antitumor sesquiterpene drug, 6-hydroxymethylacylfulvene (HMAF). *Biochem Pharmacol* 54:1181–1193
- Wu GS, Lu JJ, Guo JJ, Li YB, Tan W, Dang YY, Zhong ZF, Xu ZT, Chen XP, Wang YT (2012) Ganoderic acid DM, a natural triterpenoid, induces DNA damage, G1 cell cycle arrest and apoptosis in human breast cancer cells. *Fitoterapia* 83(2):408–414
- Xu K, Liang X, Gao F, Zhong J, Liu J (2010) Antimetastatic effect of ganoderic acid T *in vitro* through inhibition of cancer cell invasion. *Process Biochem* 45:1261–1267
- Xu X, Wu Y, Chen H (2011) Comparative antioxidative characteristics of polysaccharide-enriched extracts from natural sclerotia and cultured mycelia in submerged fermentation of *Inonotus obliquus*. *Food Chem* 127:74–79
- Xu X, Yan H, Zhang X (2012a) Structure and immuno-stimulating activities of a new heteropolysaccharide from *Lentinula edodes*. *J Agric Food Chem* 60(46):11560–11566
- Xu TT, Beelman RB, Lambert JD (2012b) The cancer preventive effects of edible mushrooms. *Anticancer Agents Med Chem* 12(10):1255–1263
- Yang RL, Li N, Li RF, Smith TJ, Zong MH (2010) A highly regioselective route to arbutin esters by immobilized lipase from *Penicillium expansum*. *Bioresour Technol* 101:1–5
- Yang HL, Kuo YH, Tsai CT, Huang YT, Chen SC, Chang HW, Lin E, Lin WH, Hseu YC (2011) Anti-metastatic activities of *Antrodia camphorata* against human breast cancer cells mediated through suppression of the MAPK signaling pathway. *Food Chem Toxicol* 49(1):290–298
- Yang XF, Luedeling K, Chen GL, Hyde KD, Yang YJ, Zhou DQ, Xu JC, Yang YP (2012) Climate change effects fruiting of the prize matsutake mushroom in China. *Fungal Divers* 56:189–198
- Yang TK, Lee YH, Paudel U, Bhattarai G, Yun BS, Hwang PH, Yi HK (2013) Davallialactone from mushroom reduced premature senescence and inflammation on glucose oxidative stress in human diploid fibroblast cells. *J Agric Food Chem* 61(29):7089–7095
- Yao X, Li G, Xu H (2012) Chaotian Lili inhibition of the JAK-STAT3 signaling pathway by ganoderic acid A enhances chemosensitivity of HepG2 cells to Cisplatin. *Planta Med* 78:1740–1748
- Yeh CT, Rao YK, Yao CJ, Yeh CF, Li CH, Chuang SE, Luong JH, Lai GM, Tzeng YM (2009) Cytotoxic triterpenes from *Antrodia camphorata* and their mode of action in HT-29 human colon cancer cells. *Cancer Lett* 285(1):73–79
- Ying J, Mao X, Ma Q, Zong Y, Wen H (1987) *Icones of medicinal fungi from China* (translated, Yuehan X). Science Press, Beijing, 575 p

- Yoon KN, Alam N, Lee JS, Cho HJ, Kim HY, Shim MJ, Lee MW, Lee TS (2011) Antihyperlipidemic effect of dietary *Lentinula edodes* on plasma, feces and hepatic tissues in hypercholesterolemic rats. *Mycobiology* 39(2):96–102
- Yoshikawa N, Nakamura K, Yamaguchi Y, Kagota S, Shinozuka K, Kunitomo M (2004) Antitumor activity of cordycepin in mice. *Clin Exp Pharmacol Physiol* 31(2):S51–S53
- Youn MJ, Kim JK, Park SY, Kim Y, Park C, Kim ES, Park KI, So HS, Park R (2009) Potential anticancer properties of the water extract of *Inonotus obliquus* by induction of apoptosis in melanoma B16-F10 cells. *J Ethnopharmacol* 121(2):221–228
- Young SN (2013) Single treatments that have lasting effects: some thoughts on the antidepressant effects of ketamine and botulinum toxin and the anxiolytic effect of psilocybin. *J Psychiatry Neurosci* 38(2):78–83
- Yu CC, Chiang PC, Lu PH, Kuo MT, Wen WC, Chen P, Guh JH (2012) Antroquinonol, a natural ubiquinone derivative, induces a cross talk between apoptosis, autophagy and senescence in human pancreatic carcinoma cells. *J Nutr Biochem* 23(8):900–907
- Yue PY, Wong YY, Chan TY, Law CK, Tsoi YK, Leung KS (2012) Review of biological and pharmacological activities of the endemic Taiwanese bitter medicinal mushroom, *Antrodia camphorata* (M. Zang et C. H. Su) Sh. H. Wu et al. (higher Basidiomycetes). *Int J Med Mushrooms* 14(3):241–256
- Zahid S, Udenigwe CC, Ata A, Eze MO, Segstro EP, Holloway P (2006) New bioactive natural products from *Coprinus micaceus*. *Nat Prod Res* 20(14):1283–1289
- Zaidman BZ, Yassin M, Mahajna J, Wasser SP (2005) Medicinal mushroom modulators of molecular targets as cancer therapeutics. *Appl Microbiol Biotechnol* 67:453–468
- Zhang G, Huang Y, Bian Y, Wong JH, Ng TB, Wang H (2006) Hypoglycemic activity of the fungi *Cordyceps militaris*, *Cordyceps sinensis*, *Tricholoma mongolicum* and *Omphalia lapidescens* in streptozotocin-induced diabetic rats. *Appl Microbiol Biotechnol* 72:1152–1156
- Zhang M, Cui SW, Cheung PCK, Wang Q (2007) Anti-tumor polysaccharides from mushrooms: a review on their isolation, structural characteristics and antitumor activity. *Trends Food Sci Technol* 18:4–19
- Zhang ZC, Lian B, Huang DM, Cui FJ (2009) Compare activities on regulating lipid-metabolism and reducing oxidative stress of diabetic rats of *Tremella aurantialba* broth's extract (TBE) with its mycelia polysaccharides (TMP). *J Food Sci* 74(1):H15–H21
- Zhao JD (1998) Flora Fungorum sinicorum. Polyporaceae. Vol. 3. Science Press, Beijing, pp 186–187
- Zhao RI, Desjardin DE, Soyong K, Perry BA, Hyde KD (2010) A monograph of *Micropsalliota* in Northern Thailand based on morphological and molecular data. *Fungal Divers* 45:33–79
- Zhao RL, Karunarathna SC, Raspé O, Parra LA, Guinberteau J, Moinard M, De Kesel A, Barroso G, Desjardin D, Courtecuisse R, Hyde KD, Guelly AK, Callac P (2011) Major clades in tropical *Agaricus*. *Fungal Divers* 51:279–296
- Zheng W, Miao K, Liu Y, Zhao Y, Zhang M, Pan S, Dai Y (2010) Chemical diversity of biologically active metabolites in the sclerotia of *Inonotus obliquus* and submerged culture strategies for up-regulating their production. *Appl Microbiol Biotechnol* 87(4):1237–1254
- Zheng W, Zhao Y, Zheng X, Liu Y, Pan S, Dai Y, Liu F (2011) Production of antioxidant and antitumor metabolites by submerged cultures of *Inonotus obliquus* cocultured with *Phellinus punctatus*. *Appl Microbiol Biotechnol* 89(1):157–167
- Zhong JJ, Xiao JH (2009) Secondary metabolites from higher fungi: discovery, bioactivity, and bioproduction. *Adv Biochem Eng Biotechnol* 113:79–150
- Zhou ZY, Liu JK (2010) Pigments of fungi (macromycetes). *Nat Prod Rep* 27:1531–1570
- Zhou L, Shi P, Chen NH, Zhong JJ (2011) Ganoderic acid Me induces apoptosis through mitochondria dysfunctions in human colon carcinoma cells. *Process Biochem* 46:219–225
- Zhu YC, Wang G, Yang XL, Luo DQ, Zhu QC, Peng T, Liu JK (2010) Agrocycbone, a novel bis-sesquiterpene with a spirodienone structure from basidiomycete *Agrocybe salicicola*. *Tetrahedron Lett* 51:3443–3445

List of patents

- Beelman RB, Dubost NJ, Peterson DG, Hausman M (2007) Phyto-nutrient compositions from mushrooms or filamentous fungi comprising ergothioneine for treatment of neurodegenerative diseases and radiation damage Database: CAPLUS. WO 2007106859 A2 20070920
- Berglund KA, Rova U, Enman J (2011) Method for producing eritadenine in liquid phase fermentation. US 8053217
- Grothe T, Stadler M, Köpcke B, Roemer E, Bitzer J, Wabnitz P (2012) Terpenoid spiro ketal compounds with LXR agonists activity, their use and formulations with them. EP2468253 A1
- Liu Z, Cang L, Chen C, Zhou G (2008) Method for preparing gold needle mushroom canned food for decreasing blood sugar and adjusting blood fat Database: CAPLUS. CN 101292726 A 20081029
- Takeshi I, Hiroshi H, Satoshi I, Aya K (2012) Mushroom extracts from *Agaricus*, *Herichium erinaceum*, and *Hypsizigus marmoreus* as insulin secretion stimulators and health foods for prevention and therapy of diabetes mellitus. JP 2012077004A
- Zhong J, Liu R, Li Y (2011) Ganoderic acid T amide derivative TLTO-A and synthetic method and application thereof Database: CAPLUS. CN 102219822 A 20111019
- Zhuang C, Kawagishi H, Zhang L, Anzai H (2009) Anti-dementia substance from *Herichium erinaceum* and method of extraction Database: CAPLUS. US 20090274720 A1 20091105